



COMPANY PROFILE PRODUCT CATALOG

Globeled[®]

PHILIPPINES

Lighting for a brighter world


GlobeLED Philippines, a professional energy-efficient LED lights supplier now brings you good quality LED solutions for Commercial, Residential Industrial and Architectural lighting applications. The company is a registered CleanTech Corporation located at Globe Asiatique Tower I, Unit RS-6 2nd Level Mezzanine, GA Tower I Boni-EDSA, Mandaluyong City.

We work with some of the world's most innovative and proven manufacturers to co-develop unique LED Lighting products specifically for Philippines' lighting environment. Our partnership with global manufacturers who have been in the industry for decades strengthens our commitment to delivering top-of-the-line products and warranties at a much lesser cost.

GlobeLED Lighting product features a number of unique and patented designs, which allow us to deliver top-of-the-line products. We pride ourselves in being an eco-friendly lighting solutions provider by offering our customers a broad line of innovative and high-quality lighting products.

GlobeLED is a dedicated brand name in the field of energy efficient LED lighting systems in the Philippines. This is in line with our vision of improving the quality of living of Filipinos by providing world class lighting solutions across industries

WHO WE ARE?



COMPETITIVE ADVANTAGES



ENERGY EFFICIENCY

You can cut your lighting energy use up to 80% just by switching to LED. Whether it's at your office, warehouse, retail location or on your recreational vehicle of choice



INNOVATION

We are working with some of the world's most innovative and proven manufacturers to co-develop unique LED products for Philippine Market.



PERFORMANCE

LED's are extremely robust and renown for being long lasting products.



TECHNOLOGY

We are creating a new lighting technology which uses much less energy and lasts much longer than traditional light sources.



QUALITY

Our lighting solutions are manufactured to strict standards of performance and quality. We pay attention when choosing better quality lighting components.



VALUE FOR MONEY

Our products are frequently reviewed and updated to the latest technology in order to provide the best cost-effective, energy-saving quality for our customers.

LED LIGHT BASIC SCIENCE

DOING OUR PART





Whenever we start a car, switching on, or use anything associated with coal, petroleum, natural gas, or electricity, we emit carbon dioxide best-known as greenhouse gas contributing to global warming.

We are doing our part to raise awareness about how important it is to reduce carbon dioxide emissions by using technologies to conserve energy and reverse climate change using the most affordable and promising technology like LEDs.



ALUMINUM PROFILE

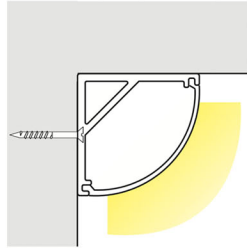
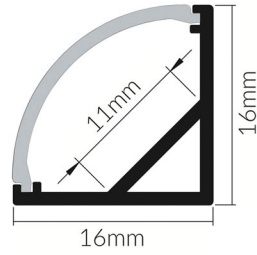
Globeled[®]
PHILIPPINES
Lighting for a brighter world



ALUMINUM PROFILE 1616-A

MODEL: GLAP-D-1616-A

Globeled[®]
PHILIPPINES
Lighting for a brighter world




PRODUCT SPECIFICATIONS

Model: GLAP-D-1616-A
Height: 16 mm
Width: 16 mm
Length: 1000mm, 2000mm, 3000mm
Suit for Strip: 8-10 mm
Diffuser: Clear/Frosted/Milky White
Diffuser Material: Polycarbonate
Material: Aluminum
Finish: Anodised Silver
IP Grade: IP20
Installation: Surface Mounted

ACCESSORIES



PC Cover





End Cap



Installation Clip

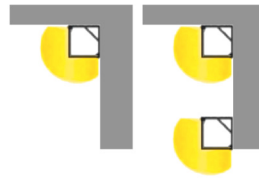
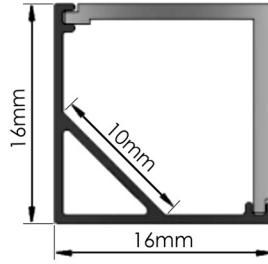
LIGHTING APPLICATION



ALUMINUM PROFILE 1616-B

MODEL: GLAP-D-1616-B

Globeled[®]
PHILIPPINES
Lighting for a brighter world




PRODUCT SPECIFICATIONS

Model: GLAP-D-1616-B
Height: 16 mm
Width: 16 mm
Length: 1000mm, 2000mm, 3000mm
Suit for Strip: 8-10 mm
Diffuser: Clear/Frosted/Milky White
Diffuser Material: Polycarbonate
Material: Aluminum
Finish: Anodised Silver
IP Grade: IP20
Installation: Recessed Mounted

ACCESSORIES



PC Cover




End Cap



Installation Clip

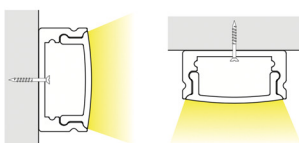
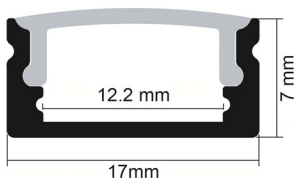
LIGHTING APPLICATION



ALUMINUM PROFILE 1707

MODEL: GLAP-D-1707

Globeled[®]
PHILIPPINES
Lighting for a brighter world



PRODUCT SPECIFICATIONS

Model: GLAP-D-1707

Height: 7 mm

Width: 17 mm

Length: 1000mm, 2000mm, 3000mm

Suit for Strip: 8-12 mm

Diffuser: Clear/Frosted/Milky White

Diffuser Material: Polycarbonate

Material: Aluminum

Finish: Anodised Silver

IP Grade: IP20

Installation: Recessed Mounted


ACCESSORIES



PC Cover




End Cap



Installation Clip

LIGHTING APPLICATION

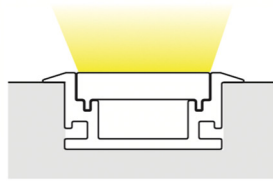
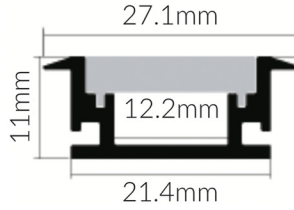


GlobeLED Philippines reserves the right to make changes in specifications of any product at any time without prior notice and will not be liable for any consequences resulting from the use of this publication. Reproduction in whole or in part is prohibited without the prior written consent of the copyright owner.
Tel: 8800-8181 | info@globeled.com.ph | www.globeled.com.ph | facebook.com/globeledph | Globe Asiatique Tower I, BONI-EDSA Mandaluyong City MM

© 2023 GlobeLED Lightings Philippines Inc. All rights reserved.

ALUMINUM PROFILE 2711

MODEL: GLAP-D-2711




PRODUCT SPECIFICATIONS

Model: GLAP-D-2711
Height: 11 mm
Width: 27 mm
Length: 1000mm, 2000mm, 3000mm
Suit for Strip: 8-12 mm
Diffuser: Clear/Frosted/Milky White
Diffuser Material: Polycarbonate
Material: Aluminum
Finish: Anodised Silver
IP Grade: IP20
Installation: Recessed Mounted


ACCESSORIES



PC Cover




End Cap



Installation Clip

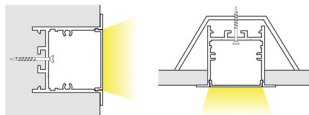
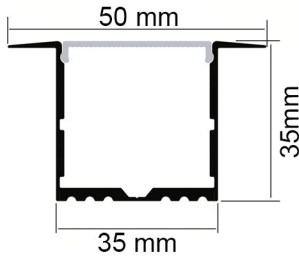

LIGHTING APPLICATION



ALUMINUM PROFILE 5035

MODEL: GLAP-D-5035

Globeled[®]
PHILIPPINES
Lighting for a brighter world



PRODUCT SPECIFICATIONS

Model: GLAP-D-5035

Height: 35 mm

Width: 50 mm

Length: 1000mm, 2000mm, 3000mm

Suit for Strip: 8-20mm

Diffuser: Clear/Frosted/Milky White

Diffuser Material: Polycarbonate

Material: Aluminum

Finish: Anodised Silver


IP Grade: IP20

Installation: Recessed Mounted

ACCESSORIES




PC Cover



End Cap



Suspension Kit



Installation Clip

LIGHTING APPLICATION



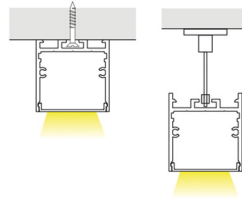
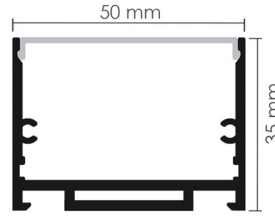
GlobeLED Philippines reserves the right to make changes in specifications of any product at any time without prior notice and will not be liable for any consequences resulting from the use of this publication. Reproduction in whole or in part is prohibited without the prior written consent of the copyright owner.

Tel: 8800-8181 | info@globeled.com.ph | www.globeled.com.ph | facebook.com/globeledph | Globe Asiatique Tower I, BONI-EDSA Mandaluyong City MM

© 2023 GlobeLED Lightings Philippines Inc. All rights reserved.

ALUMINUM PROFILE 5035

MODEL: GLAP-D-5035 Surface Mounted




PRODUCT SPECIFICATIONS

Model: GLAP-D-5035-Surface Mounted
 Height: 35 mm
 Width: 50 mm
 Length: 1000mm, 2000mm, 3000mm
 Suit for Strip: 8-40mm
 Diffuser: Clear/Frosted/Milky White
 Diffuser Material: Polycarbonate
 Material: Aluminum
 Finish: Anodised Silver
 IP Grade: IP20
 Installation: Surface Mounted & Suspended

ACCESSORIES



PC Cover



Metal End Cap








Suspension Kit





Installation Clip

CONNECTORS



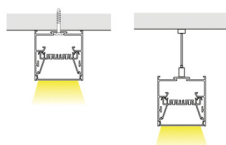
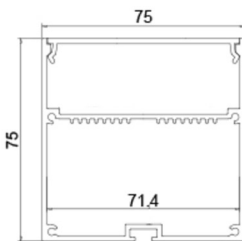
LIGHTING APPLICATION



ALUMINUM PROFILE 7575

MODEL: GLAP-D-7575

Globeled[®]
PHILIPPINES
Lighting for a brighter world



PRODUCT SPECIFICATIONS

Model: GLAP-D-7575

Height: 75 mm

Width: 75 mm

Length: 1000mm, 2000mm, 3000mm

Suit for Strip: 8-62mm

Diffuser: Clear/Frosted/Milky White

Diffuser Material: Polycarbonate

Material: Aluminum

Finish: Anodised Silver

IP Grade: IP20

Installation: Surface Mounted & Suspended

ACCESSORIES



PC Cover



Metal End Cap







Suspension Kit



Installation Clip

CONNECTORS



LIGHTING APPLICATION



GlobeLED Philippines reserves the right to make changes in specifications of any product at any time without prior notice and will not be liable for any consequences resulting from the use of this publication. Reproduction in whole or in part is prohibited without the prior written consent of the copyright owner.


Tel: 8800-8181 | info@globeled.com.ph | www.globeled.com.ph | facebook.com/globeledph | Globe Asiatique Tower I, BONI-EDSA Mandaluyong City MM

© 2023 GlobeLED Lightings Philippines Inc. All rights reserved.

ALUMINUM PROFILE 3535

MODEL: GLAP-D-3535

Globeled[®]
PHILIPPINES
Lighting for a brighter world



PRODUCT SPECIFICATIONS

Model: GLAP-D-3535
Height: 35 mm
Width: 35 mm
Length: 1000mm, 2000mm, 3000mm
Suit for Strip: 8-20mm
Diffuser: Clear/Frosted/Milky White
Diffuser Material: Polycarbonate
Material: Aluminum
Finish: Anodised Silver
IP Grade: IP20
Installation: Surface Mounted & Suspended

ACCESSORIES



PC Cover



Metal End Cap







Suspension Kit





Installation Clip

CONNECTORS



LIGHTING APPLICATION



GlobeLED Philippines reserves the right to make changes in specifications of any product at any time without prior notice and will not be liable for any consequences resulting from the use of this publication. Reproduction in whole or in part is prohibited without the prior written consent of the copyright owner.

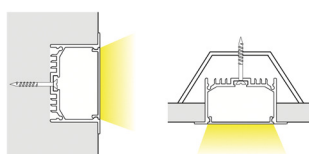
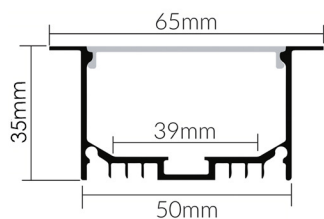
Tel: 8800-8181 | info@globeled.com.ph | www.globeled.com.ph | facebook.com/globeledph | Globe Asiatique Tower I, BONI-EDSA Mandaluyong City MM

© 2024 GlobeLED Lightings Philippines Inc. All rights reserved.

ALUMINUM PROFILE 6535

MODEL: GLAP-D-6535

Globeled[®]
PHILIPPINES
Lighting for a brighter world




PRODUCT SPECIFICATIONS

Model: GLAP-D-6535
Height: 35 mm
Width: 65 mm
Length: 1000mm, 2000mm, 3000mm
Suit for Strip: 8-45mm
Diffuser: Clear/Frosted/Milky White
Diffuser Material: Polycarbonate
Material: Aluminum
Finish: Anodised Silver
IP Grade: IP20
Installation: Recessed Mounted

ACCESSORIES



PC Cover





Metal End Cap



Installation Clip

LIGHTING APPLICATION

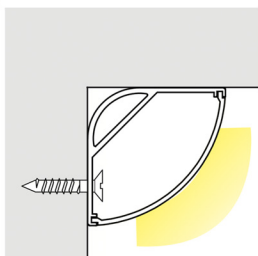
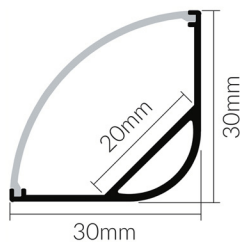


GlobeLED Philippines reserves the right to make changes in specifications of any product at any time without prior notice and will not be liable for any consequences resulting from the use of this publication. Reproduction in whole or in part is prohibited without the prior written consent of the copyright owner.
Tel: 8800-8181 | info@globeled.com.ph | www.globeled.com.ph | facebook.com/globeledph | Globe Asiatique Tower I, BONI-EDSA Mandaluyong City MM
© 2024 GlobeLED Lightings Philippines Inc. All rights reserved.

ALUMINUM PROFILE 3030

MODEL: GLAP-D-3030

Globeled[®]
PHILIPPINES
Lighting for a brighter world



PRODUCT SPECIFICATIONS

Model: GLAP-D-3030
Height: 30 mm
Width: 30 mm
Length: 1000mm, 2000mm, 3000mm
Suit for Strip: 8-20 mm
Diffuser: Clear/Frosted/Milky White
Diffuser Material: Polycarbonate
Material: Aluminum
Finish: Anodised Silver
IP Grade: IP20
Installation: Surface Mounted

ACCESSORIES



PC Cover



End Cap



Installation Clip

LIGHTING APPLICATION

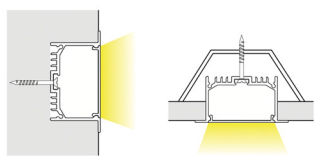
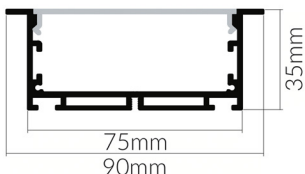


GlobeLED Philippines reserves the right to make changes in specifications of any product at any time without prior notice and will not be liable for any consequences resulting from the use of this publication. Reproduction in whole or in part is prohibited without the prior written consent of the copyright owner.
Tel: 8800-8181 | info@globeled.com.ph | www.globeled.com.ph | facebook.com/globeledph | Globe Asiatique Tower I, BONI-EDSA Mandaluyong City MM
© 2024 GlobeLED Lightings Philippines Inc. All rights reserved.

ALUMINUM PROFILE 9035

MODEL: GLAP-D-9035

Globeled[®]
PHILIPPINES
Lighting for a brighter world



PRODUCT SPECIFICATIONS

Model: GLAP-D-9035

Height: 35 mm

Width: 90 mm

Length: 1000mm, 2000mm, 3000mm

Suit for Strip: 8-60mm

Diffuser: Clear/Frosted/Milky White

Diffuser Material: Polycarbonate


Material: Aluminum

Finish: Anodised Silver

IP Grade: IP20

Installation: Recessed Mounted

ACCESSORIES



PC Cover



Metal End Cap






Suspension Kit



Installation Clip

LIGHTING APPLICATION



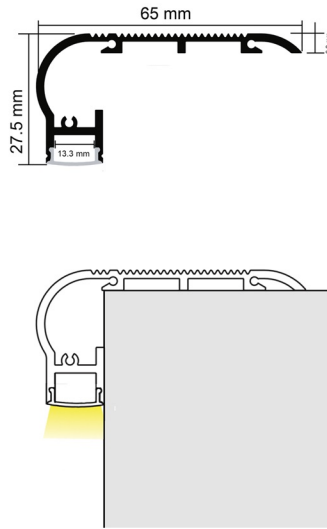
GlobeLED Philippines reserves the right to make changes in specifications of any product at any time without prior notice and will not be liable for any consequences resulting from the use of this publication. Reproduction in whole or in part is prohibited without the prior written consent of the copyright owner.
Tel: 8800-8181 | info@globeled.com.ph | www.globeled.com.ph | facebook.com/globeledph | Globe Asiatique Tower I, BONI-EDSA Mandaluyong City MM

© 2024 GlobeLED Lightings Philippines Inc. All rights reserved.

ALUMINUM PROFILE 6528

MODEL: GLAP-D-6528


Globeled
PHILIPPINES
Lighting for a brighter world



PRODUCT SPECIFICATIONS

Model: GLAP-D-6528
Height: 27.5 mm
Width: 65 mm
Length: 1000mm, 2000mm, 3000mm
Suit for Strip: 8-20 mm
Diffuser: Clear/Frosted/Milky White
Diffuser Material: Polycarbonate
Material: Aluminum
Finish: Anodised Silver
IP Grade: IP20
Installation: Surface Mounted


ACCESSORIES



PC Cover



End Cap



Screw

LIGHTING APPLICATION




GlobeLED Philippines reserves the right to make changes in specifications of any product at any time without prior notice and will not be liable for any consequences resulting from the use of this publication. Reproduction in whole or in part is prohibited without the prior written consent of the copyright owner.

Tel: 8800-8181 | info@globeled.com.ph | www.globeled.com.ph | facebook.com/globeledph | Globe Asiatique Tower I, BONI-EDSA Mandaluyong City MM


© 2024 GlobeLED Lightings Philippines Inc. All rights reserved.

DOWNLIGHTS

Globeled[®]
PHILIPPINES
Lighting for a brighter world



BOX TYPE
DOWNLIGHT



BOX TYPE FIXTURE
DOWNLIGHT



COB DOWNLIGHT
SRDL SERIES



COB DOWNLIGHT
DIRECTIONAL PDL2




ROUND DOWNLIGHT




CEILING LIGHT
SMD DOWNLIGHT



COB DOWNLIGHT
FIXED GBDL




PANEL DOWNLIGHT
SLIM PLDR






PANEL DOWNLIGHT
SURFACE TYPE



SPOT DOWNLIGHT
DIRECTIONAL



PANEL LIGHT
LPL-A SERIES



COB DOWNLIGHT HIGH POWER LED

Globeled[®]
PHILIPPINES
Lighting for a brighter world



Energy Saver



Eco Friendly



Best Quality



Cost Efficient



LIFE SPAN

40,000 HOURS



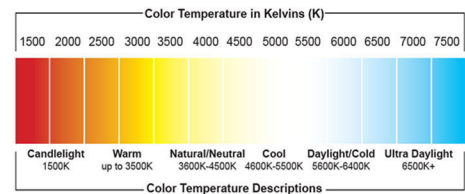
LED SOURCE

TAIWAN LED (COB)

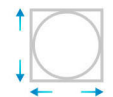


MATERIAL

ALUMINUM




SPECIFICATIONS



PART NO.	POWER	VOLTAGE	CCT	LUMENS	CRI	BEAM ANGLE	DIMENSION
GL-HPRDL - 6W	6w	85-265vAC	3000K/4000K/6500K	580-610lm	>80	30° 40° 60°	φ90*H72 φ75(hole)
GL-HPRDL - 9W	9w	85-265vAC	3000K/4000K/6500K	850-900lm	>81	30° 40° 60°	φ90*H87 φ75(hole)
GL-HPRDL - 10W	10w	85-265vAC	3000K/4000K/6500K	1080-1150lm	>82	30° 40° 60°	φ110*H75 φ95(hole)
GL-HPRDL - 15W	15w	85-265vAC	3000K/4000K/6500K	1400-1450lm	>83	30° 40° 60°	φ110*H95 φ95(hole)
GL-HPRDL - 20W	20w	85-265vAC	3000K/4000K/6500K	1900-2000lm	>84	30° 40° 60°	φ138*H96 φ120(hole)
GL-HPRDL - 30W	30w	85-265vAC	3000K/4000K/6500K	2900-3000lm	>85	30° 40° 60°	φ160*H109 φ140(hole)
GL-HPRDL - 40W	40w	85-265vAC	3000K/4000K/6500K	3800-3900lm	>86	30° 40° 60°	φ180*H114 φ160(hole)
GL-HPRDL - 50W	50w	85-265vAC	3000K/4000K/6500K	4500-4600lm	>87	30° 40° 60°	φ230*H115 φ200(hole)

Downlights are probably the most commonly used light fittings throughout the home and can be used in almost every room, in almost any application, ultimate longer lasting, low energy alternative to common CFL fittings found in offices, hotels and other commercial environments. We offer an extensive range of high quality Ceiling Lights that can not only illuminate your room, but can also provide an outstanding focal point. Our quality products are manufactured to a high standard in a variety of finishes to suit all decors and tastes. Lights and drivers are provided as a complete system ready to plug in.



COB DOWNLIGHT

Globeled[®]
PHILIPPINES
Lighting for a brighter world



Energy Saver



Eco Friendly



Best Quality



Cost Efficient



VOLTAGE

85-265V



LIFE SPAN

40,000 HOURS



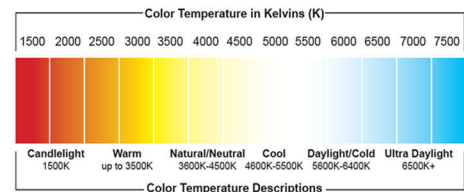
LED SOURCE

TAIWAN LED (COB)

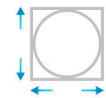
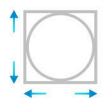


MATERIAL

ALUMINUM




SPECIFICATIONS



MODEL	POWER	SIZE	LUMENS	CCT	CRI	ANGLE	IP	CUTTING HOLE	DIMENSION
GBL-3W	3W	2.5 inches	90lm/w	3000K/4000K/6500K	>80	60°	IP44	Ø78mm	Ø95XH45mm
GBL-5W	5W	3 inches	90lm/w	3000K/4000K/6500K	>80	60°	IP44	Ø98mm	Ø110XH35mm
GBL-7W	7W	3 inches	90lm/w	3000K/4000K/6500K	>80	60°	IP44	Ø98mm	Ø110XH35mm
GBL-10W	10W	4 inches	90lm/w	3000K/4000K/6500K	>80	60°	IP44	Ø118mm	Ø135XH48mm
GBL-12W	12W	6 inches	90lm/w	3000K/4000K/6500K	>80	60°	IP44	Ø168mm	Ø195XH58mm
GBL-15W	15W	5 inches	90lm/w	3000K/4000K/6500K	>80	60°	IP44	Ø148mm	Ø168XH148mm
GBL-18W	18W	6 inches	90lm/w	3000K/4000K/6500K	>80	60°	IP44	Ø168mm	Ø195XH58mm
GBL-20W	20W	6 inches	90lm/w	3000K/4000K/6500K	>80	60°	IP44	Ø168mm	Ø195XH58mm
GBL-25W	25W	6 inches	90lm/w	3000K/4000K/6500K	>80	60°	IP44	Ø168mm	Ø195XH58mm
GBL-30W	30W	8 inches	90lm/w	3000K/4000K/6500K	>80	60°	IP44	Ø198mm	Ø225XH58mm

GlobeLED Downlight offers consistent performance, durability & intelligent lighting to all types of Architectural, Commercial and Industrial environments. We offer an extensive range of high quality Downlights that can not only illuminate your room, but can also provide an outstanding focal point. Our quality products are manufactured to a high standard in a variety of finishes to suit all decors and tastes. Lights and drivers are provided as a complete system ready to plug in.



BOX TYPE DOWNLIGHT

Globeled
PHILIPPINES
Lighting for a brighter world



Energy Saver



Eco Friendly



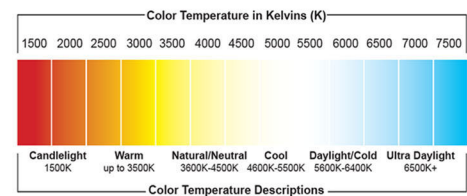
Best Quality



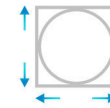
Cost Efficient




**COB
LED CHIP**



SPECIFICATIONS



POWER	CRI	LUMEN	CCT	BEAM ANGLE	DIMENSION	HOLE SIZE
5w - Single Head	80	80lm/w	3000K/6500K	24°	120x120mm	100x100mm
2x5W - Double	80	80lm/w	3000K/6500K	24°	215x120mm	200x100mm
3x5W - Triple	80	80lm/w	3000K/6500K	24°	320x120mm	300x100mm
10w - Single Head	80	80lm/w	3000K/6500K	24°	150x150mm	120mmx120mm
2x10W - Double	80	80lm/w	3000K/6500K	24°	280x150mm	250x120mm
3x10W - Triple	80	80lm/w	3000K/6500K	24°	400x150mm	370x120mm
15w - Single Head	80	80lm/w	3000K/6500K	24°	165x165mm	140x140mm
2x15W - Double	80	80lm/w	3000K/6500K	24°	310x165mm	290x140mm
3x15W - Triple	80	80lm/w	3000K/6500K	24°	425x165mm	400x140mm
20w - Single Head	80	80lm/w	3000K/6500K	24°	185x185mm	160X160mm
2x20W - Double	80	80lm/w	3000K/6500K	24°	335x185mm	310x160mm
3x20W - Triple	80	80lm/w	3000K/6500K	24°	485x185mm	460x160mm



ROUND DOWNLIGHT

Globeled[®]
PHILIPPINES
Lighting for a brighter world



Energy Saver



Eco Friendly



Best Quality



Cost Efficient



LIFE SPAN

40,000 HOURS



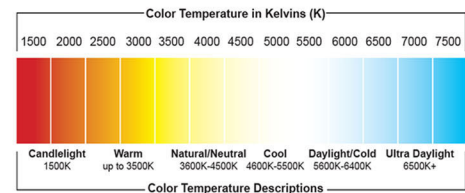
LED SOURCE

TAIWAN LED SMD



MATERIAL

ALUMINUM



SPECIFICATIONS



WATTAGE	EQUIVALENT	VOLTAGE	LUMEN	CRI	CCT	BEAM ANGLE	DIAMETER	IP GRADE	SIZE
3w	7W	AC85~265V	240	>80	6500K/3000K	100°	10.2 cm	IP44	4 inches
5w	12W	AC85~265V	400	>80	6500K/3000K	100°	11 cm	IP44	4.3 inches
7w	17W	AC85~265V	560	>80	6500K/3000K	100°	12 cm	IP44	4.7 inches
9w	21W	AC85~265V	720	>80	6500K/3000K	100°	14.8 cm	IP44	5.8 inches
12w	28W	AC85~265V	1000	>80	6500K/3000K	100°	14.8 cm	IP44	5.8 inches
12w	28W	AC85~265V	1000	>80	6500K/3000K	100°	17.8 cm	IP44	7 inches
15w	35W	AC85~265V	1200	>80	6500K/3000K	100°	20 cm	IP44	7.8 inches
18w	40W	AC85~265V	1450	>80	6500K/3000K	100°	20 cm	IP44	7.8 inches

Downlights are used for replace fluorescent lamps and halogen lamps. In our daily life and production, lighting consumes about 20% of the entire power consumption, thus reducing lighting energy consumption is an important and direct way for the total energy saving.



CEILING LIGHT

Globeled
PHILIPPINES
Lighting for a brighter world



Energy Saver



Eco Friendly



Best Quality



Cost Efficient



LIFE SPAN

40,000 HOURS



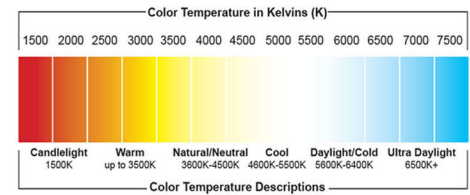
LED SOURCE

TAIWAN LED (COB)

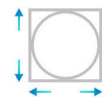


MATERIAL

ALUMINUM



SPECIFICATIONS



WATTAGE	EQUIVALENT	VOLTAGE	LUMEN	CRI	CCT	BEAM ANGLE	DIAMETER	IP GRADE
3w	15W	AC85~265V	270lm	>80	6500K/3000K	120°	8.6 cm	IP44
5w	25W	AC85~265V	450lm	>80	6500K/3000K	120°	10.8 cm	IP44
7w	35W	AC85~265V	630lm	>80	6500K/3000K	120°	10.8 cm	IP44
9w	45W	AC85~265V	800lm	>80	6500K/3000K	120°	13.7 cm	IP44
12w	60W	AC85~265V	1100lm	>80	6500K/3000K	120°	13.7 cm	IP44
15w	75w	AC85~265V	1350lm	>80	6500K/3000K	120°	16 cm	IP44
18w	90W	AC85~265V	1600lm	>80	6500K/3000K	120°	16 cm	IP44

We offer an extensive range of high quality GlobeLED Ceiling Lights that can not only illuminate your room, but can also provide an outstanding focal point. Our quality products are manufactured to a high standard in a variety of finishes to suit all decors and tastes. Lights and drivers are provided as a complete system ready to plug in.



COB DOWNLIGHT SRDL SERIES

Globeled
PHILIPPINES
Lighting for a brighter world



Energy Saver



Eco Friendly



Best Quality



Cost Efficient



LIFE SPAN

40,000 HOURS



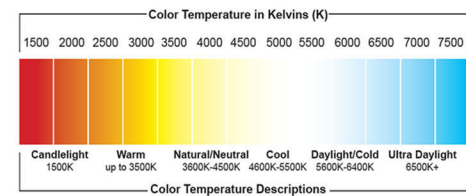
LED SOURCE

TAIWAN LED (COB)



MATERIAL


ALUMINUM



SPECIFICATIONS



MODEL	WATTS	VOLTAGE	LUMEN	CCT	BEAM ANGLE	DIMENSION	HEAD
SRDL-6W	6w	100-240vAC	800-840lm	3000K/4000K/6500K	30°40°60°	92*92*H70 φ75	Single
SRDL-2*6W	2*6W	100-240vAC	1550-1600lm	3000K/4000K/6500K	30°60°	175*92*H70 155*76	Double
SRDL-3*6W	3*6W	100-240vAC	2400-2520lm	3000K/4000K/6500K	30°40°60°	255*92*H70 235*76	Triple
SRDL-9W	9w	200-240vAC	1200-1300lm	3000K/4000K/6500K	30°40°60°	92*92*H85 φ75	Single
SRDL-2*9W	2*9W	200-240vAC	2400-2600lm	3000K/4000K/6500K	30°40°60°	175*92*85 155*76	Double
SRDL-3*9W	3*9W	200-240vAC	3600-3900lm	3000K/4000K/6500K	30°40°60°	255*92*85 235*76	Triple
SRDL-10W	10w	200-240vAC	1300-1380lm	3000K/4000K/6500K	30°60°	120*120*H80 φ90	Single
SRDL-2*10W	2*10W	200-240vAC	2600-2760lm	3000K/4000K/6500K	30°60°	240*120*80 192*90	Double
SRDL-3*10W	3*10W	200-240vAC	3900-4140lm	3000K/4000K/6500K	30°60°	330*120*80 300*90	Triple
SRDL-15W	15w	200-240vAC	1800-1900lm	3000K/4000K/6500K	30°60°	120*120*H95 φ90	Single
SRDL-2*15W	2*15W	200-240vAC	3600-3800lm	3000K/4000K/6500K	30°60°	240*120*95 192*90	Double
SRDL-3*15W	3*15W	200-240vAC	5400-5700lm	3000K/4000K/6500K	30°60°	330*120*95 300*90	Triple
SRDL-20W	20w	200-240vAC	2400-2500lm	3000K/4000K/6500K	30°60°	140*140*H96 φ120	Single
SRDL-2*20W	2*20W	200-240vAC	4800-5000lm	3000K/4000K/6500K	30°60°	280*140*96 230*120	Double
SRDL-30W	30w	200-240vAC	3600-3700lm	3000K/4000K/6500K	30°40°60°	160*160*H109 φ140	Single
SRDL-2*30W	2*30W	200-240vAC	7200-7400lm	3000K/4000K/6500K	30°40°60°	320*160*109 280*140	Double
SRDL-40W	40w	200-240vAC	4700-4800lm	3000K/4000K/6500K	30° 60°	180*180*H132 φ140	Single
SRDL-2*40W	2*40W	200-240vAC	9400-9600lm	3000K/4000K/6500K	30° 60°	φ360*180*132 280*140	Double



PANEL LIGHT RECESSED MOUNTED

Globeled
PHILIPPINES
Lighting for a brighter world



Energy Saver



Eco Friendly



Best Quality



Cost Efficient



LIFE SPAN

40,000 HOURS



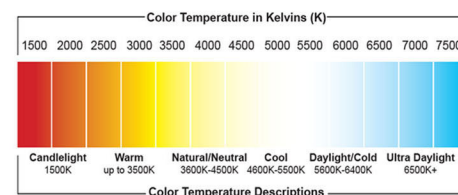
LED SOURCE

TAIWAN LED SMD



MATERIAL

ALUMINUM




SPECIFICATIONS



MODEL	WATTAGE	CCT	LUMEN	VOLTAGE	CRI	BEAM ANGLE	DIAMETER	CUT-OUT	IP GRADE	PF
Panel DL-RP-4W	4W	3000K, 6000K	330lm	AC85~265V	>80	120°	Ø105mm	90mm	IP44	>0.9
Panel DL-RP-6W	6W	3000K, 6000K	390lm	AC85~265V	>80	120°	Ø120mm	105mm	IP44	>0.9
Panel DL-RP-9W	9W	3000K, 6000K	630lm	AC85~265V	>80	120°	Ø145mm	130mm	IP44	>0.9
Panel DL-RP-12W	12W	3000K, 6000K	840lm	AC85~265V	>80	120°	Ø170mm	155mm	IP44	>0.9
Panel DL-RP-15W	15W	3000K, 6000K	1050lm	AC85~265V	>80	120°	Ø195mm	180mm	IP44	>0.9
Panel DL-RP-18W	18W	3000K, 6000K	1350lm	AC85~265V	>80	120°	Ø225mm	205mm	IP44	>0.9
Panel DL-RP-24W	24W	3000K, 6000K	1800lm	AC85~265V	>80	120°	Ø300mm	285mm	IP44	>0.9

The clean and elegant design of Panel Light are a modern alternative replacements for traditional grid based fluorescent troffers, and the slim profile allows them to fit seamlessly into any workplace. Panel Light allows organizations to cut their operating costs significantly without compromising the quality of their lighting.



PANEL LIGHT SURFACE MOUNTED

Globeled[®]
PHILIPPINES
Lighting for a brighter world



Energy Saver



Eco Friendly



Best Quality



Cost Efficient



LIFE SPAN

40,000 HOURS



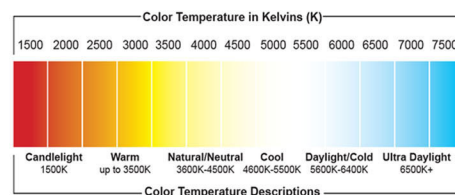
LED SOURCE

TAIWAN LED SMD



MATERIAL

ALUMINUM





SPECIFICATIONS



MODEL	WATTAGE	CCT	LUMEN	VOLTAGE	CRI	BEAM ANGLE	DIAMETER	IP GRADE	PF
Panel DLST-SQ-6W	6W	3000K, 6000K	420	AC85~265V	>80	120°	Ø120mm*35mm	IP44	>0.9
Panel DLST-SQ-12W	12W	3000K, 6000K	840	AC85~265V	>80	120°	Ø170mm*35mm	IP44	>0.9
Panel DLST-SQ-18W	18W	3000K, 6000K	1260	AC85~265V	>80	120°	Ø225mm*35mm	IP44	>0.9
Panel DLST-SQ-24W	24W	3000K, 6000K	1680	AC85~265V	>80	120°	Ø300mm*35mm	IP44	>0.9

The clean and elegant design of Panel Light are a modern alternative replacements for traditional grid based fluorescent troffers, and the slim profile allows them to fit seamlessly into any workplace. Panel Light allows organizations to cut their operating costs significantly without compromising the quality of their lighting.



PANEL LIGHT

Globeled
PHILIPPINES
Lighting for a brighter world



Energy Saver



Eco Friendly



Best Quality



Cost Efficient



LIFE SPAN

40,000 HOURS



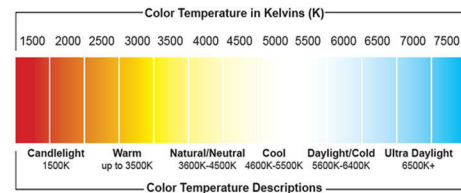
LED SOURCE

TAIWAN LED SMD



MATERIAL

ALUMINUM




SPECIFICATIONS



MODEL	WATTAGE	CCT	LUMEN	VOLTAGE	CRI	BEAM ANGLE	SIZE	IP GRADE	PF
Panel LPL-A36W	36W	3000K, 4000K, 6000K	90lm/w	AC85~265V	>80	120°	60x60cm	IP44	>0.9
Panel LPL-A48W	48W	3000K, 4000K, 6000K	90lm/w	AC85~265V	>80	120°	60x60cm	IP44	>0.9
Panel LPL-A48W	48W	3000K, 4000K, 6000K	90lm/w	AC85~265V	>80	120°	30x120cm	IP44	>0.9
Panel LPL-A72W	72W	3000K, 4000K, 6000K	90lm/w	AC85~265V	>80	120°	60x120cm	IP44	>0.9

The clean and elegant design of Panel Light are a modern alternative replacements for traditional grid based fluorescent troffers, and the slim profile allows them to fit seamlessly into any workplace. Panel Light allows organizations to cut their operating costs significantly without compromising the quality of their lighting.



LED STRIP LIGHT

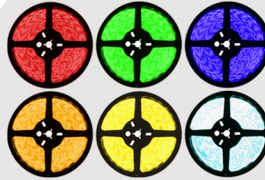
Globeled[®]
PHILIPPINES
Lighting for a brighter world



SMD 5050 RGB
DC 12V/24V



SMD 5050 RGBW
DC 5V/12V/24V



SMD 5050 SINGLE COLOR
DC 12V/24V




SMD 5730
220V AC




SMD 5050
220V AC



SMD 5050 IP68
DC 12V/24V



NEON FLEX TUBE
DC 12V/24V



LED ROPE LIGHT
220V AC




NEON FLEX
DC 12V/24V/220VAC



COB STRIP LIGHT
DC 12V/24V




ROUND NEONFLEX
220V AC



LED STRIP LIGHT

SMD 5050 SINGLE COLOR

Globeled[®]
PHILIPPINES
Lighting for a brighter world



Energy Saver



Eco Friendly



Best Quality



Cost Efficient



LIFE SPAN

20,000 HOURS



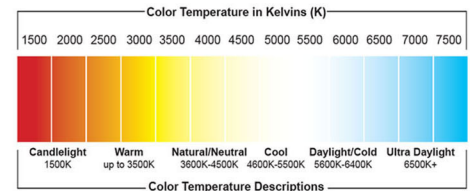
LED SOURCE

TAIWAN LED SMD



MATERIAL

SILICON/PCB





SPECIFICATIONS



LED TYPE	POWER	LUMENS	VOLTAGE	CRI	BEAM ANGLE	IP GRADE	LED QTY
SMD 5050 Indoor	14.4W	1500lm/m	DC 12V/24V	>80	120°	IP20	60 leds/m
SMD 5050 Outdoor	14.4W	1500lm/m	DC 12V/24V	>80	120°	IP65	60 leds/m

Color Options: Daylight, Cool White, Warm White, Red, Blue, Green, Orange

LED Strip Light is an ideal lighting solution for building outlines, cove illumination, under cabinet illumination, backlighting, behind the headboards, and guidance lighting. These lights are sturdy, functional, smooth finish, beautiful design, Do-it-Yourself Installation and give cost-effective operation. Flexible LED Strip light is designed for interior and exterior applications. Its small size, cool light output, and



LED STRIP LIGHT

RGBW SMD 5050 DMX 512/SPI

Globeled[®]
PHILIPPINES
Lighting for a brighter world



Energy Saver



Eco Friendly



Best Quality



Cost Efficient



LIFE SPAN

20,000 HOURS



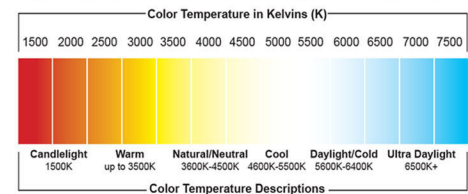
LED SOURCE

TAIWAN LED SMD



MATERIAL

SILICON/PCB



SPECIFICATIONS



LED TYPE

COLOR

POWER

LUMENS

VOLTAGE

CRI

BEAM ANGLE

IP GRADE

LED QTY

SMD 5050 RGBW

RGBW

14.4W/m

22lm

DC 5V/12V/24V

>80

120°

IP20

60 leds/m

SMD 5050 RGBW

RGBW

14.4W/m

22lm

DC 5V/12V/24V



>80

120°

IP65

60 leds/m

LED Strip Light is an ideal lighting solution for building outlines, coves illumination, under cabinet illumination, backlighting, behind the headboards, and guidance lighting. These lights are sturdy, functional, smooth finish, beautiful design, Do-It-Yourself Installation and give cost-effective operation. Flexible LED Strip light is designed for interior and exterior applications. Its small size, cool light output, and



LED STRIP LIGHT

SMD 5050 MULTI COLOR RGB

Globeled[®]
PHILIPPINES
Lighting for a brighter world



Energy Saver



Eco Friendly



Best Quality



Cost Efficient



LIFE SPAN

20,000 HOURS



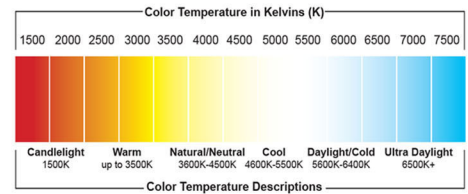
LED SOURCE

TAIWAN LED SMD




MATERIAL

SILICON/PCB





SPECIFICATIONS



LED TYPE	COLOR	POWER	LUMENS	VOLTAGE	CRI	BEAM ANGLE	IP GRADE	LED QTY
SMD 5050 Indoor	RGB	14.4W	1500lm/m	DC 12V/24V	>80	120°	IP20	60 leds/m
SMD 5050 Outdoor	RGB	14.4W	1500lm/m	DC 12V/24V	>80	120°	IP65	60 leds/m

LED Strip Light is an ideal lighting solution for building outlines, coves illumination, under cabinet illumination, backlighting, behind the headboards, and guidance lighting. These lights are sturdy, functional, smooth finish, beautiful design, Do-It-Yourself Installation and give cost-effective operation. Flexible LED Strip light is designed for interior and exterior applications. Its small size, cool light output, and



LED STRIP LIGHT

SMD 5050 SINGLE COLOR 220V

Globeled[®]
PHILIPPINES
Lighting for a brighter world



Energy Saver



Eco Friendly



Best Quality



Cost Efficient



LIFE SPAN

20,000 HOURS



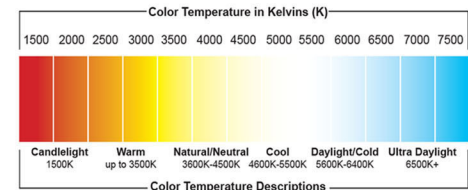
LED SOURCE

TAIWAN LED SMD



MATERIAL

SILICON/PCB




SPECIFICATIONS



LED TYPE	COLOR	CCT	POWER	LUMENS	VOLTAGE	CRI	BEAM ANGLE	IP GRADE	LED QTY
SMD 5050	WW/CL/DL	3000K 4000K 6500K	14.4W	24lm/led	AC 220V	>90	120°	IP65	60 leds/m
SMD 5050	RGB	RGB	14.4W	24lm/led	AC 220V	>90	120°	IP65	60 leds/m

LED Strip lights are designed for interior and exterior applications. Its cool light output and modular design give it flexibility in installation into confined spaces such as pelmets, coffers and coves. Bring mood to your living room, glamour to your bar, beauty to your garden and style to your pool at night time. Ideal for hotels, shopping malls, function halls, restaurants, bars, and casinos. LED Strip lights are also



LED STRIP LIGHT

SMD 5050 SINGLE COLOR IP68

Globeled[®]
PHILIPPINES
Lighting for a brighter world



Energy Saver



Eco Friendly



Best Quality



Cost Efficient



LIFE SPAN

20,000 HOURS



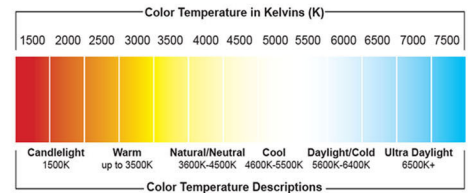
LED SOURCE

TAIWAN LED SMD



MATERIAL

SILICON/PCB



SPECIFICATIONS



LED TYPE

SMD 5050



COLOR

WW/CL/DL



CCT

3000K
4000K
6500K



POWER

14.4W



LUMENS

24lm/led



VOLTAGE

DC 12V/24V



CRI

>90



BEAM ANGLE

120°



IP GRADE



IP68



LED QTY

60 leds/m

LED Strip lights are designed for interior and exterior applications. Its cool light output and modular design give it flexibility in installation into confined spaces such as pelmets, coffers and coves. Bring mood to your living room, glamour to your bar, beauty to your garden and style to your pool at night time. Ideal for hotels, shopping malls, function halls, restaurants, bars, and casinos. LED Strip lights are also



LED STRIP LIGHT

SMD 5730 220V IP68

Globeled[®]
PHILIPPINES
Lighting for a brighter world



Energy Saver



Eco Friendly



Best Quality



Cost Efficient



LIFE SPAN

20,000 HOURS



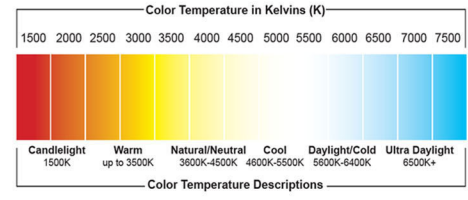
LED SOURCE

TAIWAN LED SMD



MATERIAL

SILICON/PCB



SPECIFICATIONS



LED TYPE	COLOR	CCT	POWER	LUMENS	VOLTAGE	CRI	BEAM ANGLE	IP GRADE	LED QTY
SMD 5730	WW/CW/DL	3000K 4000K 6500K	10W/m	45 lm/led	AC 220V	>90	120°	IP68	120 leds/m
SMD 5730	RGB	RGB	10W/m	45 lm/led	AC 220V	>90	120°	IP68	120 leds/m

LED Strip lights are designed for interior and exterior applications. Its cool light output and modular design give it flexibility in installation into confined spaces such as pelmets, coffers and coves. Bring mood to your living room, glamour to your bar, beauty to your garden and style to your pool at night time. Ideal for hotels, shopping malls, function halls, restaurants, bars, and casinos. LED Strip lights are also



LED NEON FLEX

SINGLE COLOR/RGB 12V/220V

Globeled[®]
PHILIPPINES
Lighting for a brighter world



Energy Saver



Eco Friendly



Best Quality



Cost Efficient



LIFE SPAN

40,000 HOURS



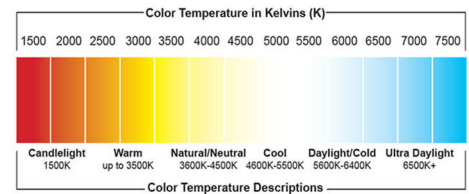
LED SOURCE

TAIWAN LED SMD



MATERIAL

SILICON/PCB



SPECIFICATIONS



LED TYPE

SMD 2835



COLOR

WW/CL/DL/R/G/B



CCT

3000K
4000K
6500K



POWER

14.4 w/m



LUMENS

24 lm/led



VOLTAGE

AC 220V/12V



CRI

>80




SIZE

8x16mm



IP GRADE


IP65



LED QTY

60 leds/m

LED Neon Flex is a flexible and highly durable LED lighting that is ideal for large development projects and large retail signs. Imagine a led strip of light so flexible, so durable; that you can simply bend it like tape. GlobeLED spent years perfecting the manufacturing process to create a solution that encases the latest LED technology in an impact resistant and weatherproof housing. It is sealed in a solid layer of




SPI Pixel LED Meteor Tube

MODEL: GLP-SPI-MT 7W | 15W

NEONLED®

PRODUCT SPECIFICATIONS

Product Type: 3D SPI LED Pixel Meteor Tube
 LED Quantity: 32 | 64 LEDs/32 Pixels/meter
 Pixel: 32 Pixels/Meter
 Beam Angle: 360°
 Gray Level: 256
 Viewing Angle: 360°
 Working Voltage: DC12V
 Lumens: 2000-2500MCD/LED
 IC Type: UCS1903
 LED Type: SMD 5050 Epistar
 LED Color: RGB Full Color
 Tube Diameter: 16mm
 Color Temperature:
 R-wavelength (D): 620-625nm
 G-wavelegth (D): 515-520nm
 B-wavelegth (D): 465-470nm
 ESD withstand Voltage (Vesd): 2000v
 Working Temperature: -20 °C to 60 °C
 PCB Material: Black Double Sided
 Material:Transparent Polycarbonate + PC
 IP Grade: IP66
 Life Hour: 50,000 hrs



Energy Saver



Eco Friendly



Best Quality



Cost Efficient



LIFE SPAN

50,000 HOURS





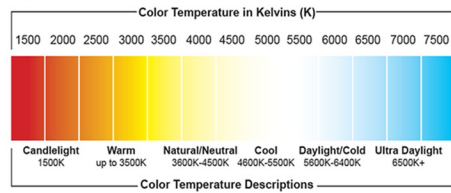
LED SOURCE

TAIWAN LED SMD



MATERIAL

POLYCARBONATE



COB STRIP LIGHT

COB LED SINGLE COLOR

Globeled
PHILIPPINES
Lighting for a brighter world



Energy Saver



Eco Friendly



Best Quality



Cost Efficient



LIFE SPAN

20,000 HOURS



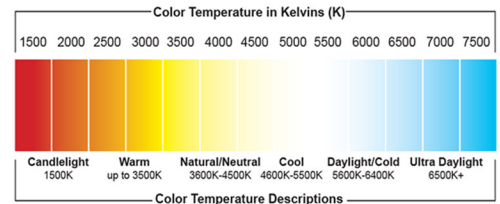
LED SOURCE

TAIWAN LED SMD



MATERIAL

SILICON/PCB



SPECIFICATIONS





LED TYPE	POWER	LUMENS	VOLTAGE	CRI	BEAM ANGLE	IP GRADE	LED QTY
COB LED Indoor	12W	700-100lm/m	DC 12V/24V	>80	120°	IP20	320LEDS
COB LED Outdoor	12W	700-100lm/m	DC 12V/24V	>80	120°	IP65	320LEDS

Color Options: Daylight, Cool White, Warm White, Red, Blue, Green, Orange

LED Strip Light is an ideal lighting solution for building outlines, coves illumination, under cabinet illumination, backlighting, behind the headboards, and guidance lighting. These lights are sturdy, functional, smooth finish, beautiful design, Do-It-Yourself Installation and give cost-effective operation. Flexible LED Strip light is designed for interior and exterior applications. Its small size, cool light output, and modular design give it flexibility in installation into confined spaces such as pelmets, coffers, and coves.

LIGHTING APPLICATION



LED ROPE LIGHT

SINGLE COLOR 220V IP65

Globeled
PHILIPPINES
Lighting for a brighter world



Energy Saver



Eco Friendly



Best Quality



Cost Efficient



LIFE SPAN

20,000 HOURS



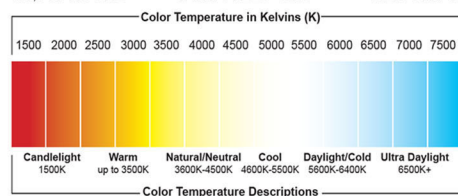
LED SOURCE

TAIWAN LED SMD



MATERIAL

SILICON/PCB




SPECIFICATIONS




LED TYPE	COLOR	CCT	POWER	LUMENS	VOLTAGE	CRI	BEAM ANGLE	IP GRADE	LED QTY
SMD	WW/CL/DL/R/G/B	3000K 4000K 6500K	2.56 W/m	18 lm/led	AC 220V	>80	120°	IP65	60 leds/m

Rope lighting looks like a rope with several small lights inside. Rope lighting can illuminate specific areas of your home including under cabinets and in bookcases. Ideally recessed behind stairs or bar tops, they'll cast a calming tone whilst remaining just out of sight. Using the latest LED technology, these rope lights will use 90% less energy, yet produce the same level of brightness as a traditional bulb.



FLOOD LIGHT OUTDOOR LIGHT

Globeled[®]
PHILIPPINES
Lighting for a brighter world



HIGH MAST
SV5Y-C



HIGH MAST
TGD5Y-AN



FLOOD LIGHT
MULTI-DIRECTIONAL




FLOOD LIGHT COB
GLFL SERIES



FLOOD LIGHT SMD-B
SLIM SMD SERIES



FLOOD LIGHT COB
SLIM FL SERIES



FLOOD LIGHT
EXPLOSION PROOF
RLC SERIES



FLOOD LIGHT
EXPLOSION PROOF
EX-LFL-A SERIES





FLOOD LIGHT
EXPLOSION PROOF
EX-LFL-A SERIES



FLOOD LIGHT COB
INDUSTRIAL



SMD FLOOD LIGHT
COLD STORAGE



LED FLOOD LIGHT SLIM TYPE SMD/COB

Globeled[®]
PHILIPPINES
Lighting for a brighter world



MATERIAL


DIE CAST ALUMINUM



Energy Saver



Eco Friendly



HOUSING COLOR

GREY | BLACK



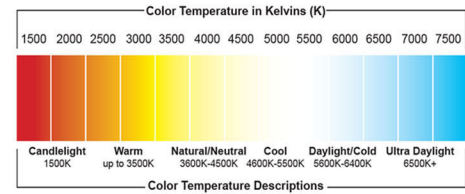
Best Quality



Cost Efficient



**COB
LED CHIP**





SPECIFICATIONS



WATTAGE	EQUIVALENT	VOLTAGE	CRI	PF	LUMENS	CCT	BEAM ANGLE	IP GRADE	LIFE SPAN
10w	50w	AC85-265V 50/60 Hz	>80	>0.9	650	3000-6500	120°	IP65	40,000 hrs
20w	100w	AC85-265V 50/60 Hz	>80	>0.9	1500	3000-6500	120°	IP65	40,000 hrs
30w	150w	AC85-265V 50/60 Hz	>80	>0.9	2000	3000-6500	120°	IP65	40,000 hrs
50w	250w	AC85-265V 50/60 Hz	>80	>0.9	3500	3000-6500	120°	IP65	40,000 hrs
70w	350w	AC85-265V 50/60 Hz	>80	>0.9	4900	3000-6500	120°	IP65	40,000 hrs
80w	400w	AC85-265V 50/60 Hz	>80	>0.9	5600	3000-6500	120°	IP65	40,000 hrs
100w	500w	AC85-265V 50/60 Hz	>80	>0.9	7000	3000-6500	120°	IP65	40,000 hrs
150w	750w	AC85-265V 50/60 Hz	>80	>0.9	11000	3000-6500	120°	IP65	40,000 hrs
200w	1000w	AC85-265V 50/60 Hz	>80	>0.9	14000	3000-6500	120°	IP65	40,000 hrs

GlobeLED introduces the ultra reliable Waterproof LED Flood Light. A brand new style LED light that can be mounted and installed in a variety of ways to suit your needs, such as hanging on wires, mounted on poles or recessed in the pavement or in lawn areas.



LED FLOOD LIGHT

Globeled
PHILIPPINES
Lighting for a brighter world



MATERIAL


DIE CAST ALUMINUM



Energy Saver



Eco Friendly



HOUSING COLOR

GREY | BLACK



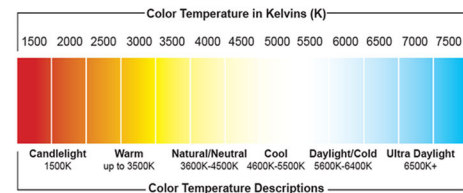
Best Quality



Cost Efficient



**COB
LED CHIP**




SPECIFICATIONS



WATTAGE	EQUIVALENT	VOLTAGE	CRI	PF	LUMENS	CCT	BEAM ANGLE	IP GRADE	LIFE SPAN
10w	50w	AC85-265V 50/60 Hz	>80	>0.9	90lm/w	3000K-6500K	120°	IP65	40,000 hrs
20w	100w	AC85-265V 50/60 Hz	>80	>0.9	90lm/w	3000K-6500K	120°	IP65	40,000 hrs
30w	150w	AC85-265V 50/60 Hz	>80	>0.9	90lm/w	3000K-6500K	120°	IP65	40,000 hrs
50w	250w	AC85-265V 50/60 Hz	>80	>0.9	90lm/w	3000K-6500K	120°	IP65	40,000 hrs
70w	350w	AC85-265V 50/60 Hz	>80	>0.9	90lm/w	3000K-6500K	120°	IP65	40,000 hrs
80w	400w	AC85-265V 50/60 Hz	>80	>0.9	90lm/w	3000K-6500K	120°	IP65	40,000 hrs
100w	500w	AC85-265V 50/60 Hz	>80	>0.9	90lm/w	3000K-6500K	120°	IP65	40,000 hrs
150w	750w	AC85-265V 50/60 Hz	>80	>0.9	90lm/w	3000K-6500K	120°	IP65	40,000 hrs
200w	1000w	AC85-265V 50/60 Hz	>80	>0.9	90lm/w	3000K-6500K	120°	IP65	40,000 hrs
300w	1500w	AC85-265V 50/60 Hz	>80	>0.9	90lm/w	3000K-6500K	120°	IP65	40,000 hrs

GlobeLED introduces the ultra reliable Waterproof LED Flood Light. A brand new style LED light that can be mounted and installed in a variety of ways to suit your needs, such as hanging on wires, mounted on poles or recessed in the pavement or in lawn areas.



LED FLOOD LIGHT MULTI DIRECTIONAL

Globeled[®]
PHILIPPINES
Lighting for a brighter world



MATERIAL


DIE CAST ALUMINUM



Energy Saver



Eco Friendly



HOUSING COLOR

GREY | BLACK



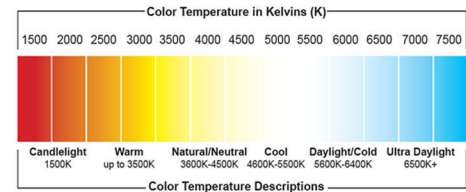
Best Quality



Cost Efficient



**COB
LED CHIP**





SPECIFICATIONS




WATTAGE	EQUIVALENT	VOLTAGE	CRI	PF	LUMENS	CCT	BEAM ANGLE	IP GRADE	LIFE SPAN
100w	500w	AC100-305V 50/60 Hz	>80	>0.9	120lm/w	3000K-6500K	120°	IP65	40,000 hrs
150w	750w	AC100-305V 50/60 Hz	>80	>0.9	120lm/w	3000K-6500K	120°	IP65	40,000 hrs
200w	1000w	AC100-305V 50/60 Hz	>80	>0.9	120lm/w	3000K-6500K	120°	IP65	40,000 hrs

GlobeLED introduces the ultra reliable Waterproof LED Flood Light. A brand new style LED light that can be mounted and installed in a variety of ways to suit your needs, such as hanging on wires, mounted on poles or recessed in the pavement or in lawn areas.



LED HIGH MAST SV-5Y-MODEL C-500W-1500W

Globeled[®]
PHILIPPINES
Lighting for a brighter world



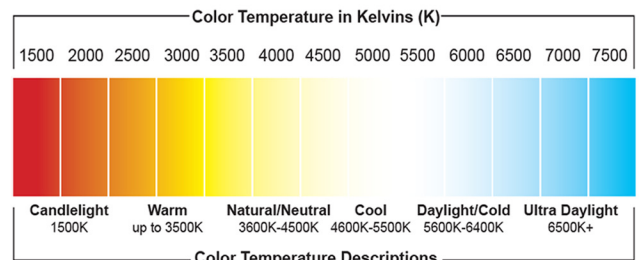
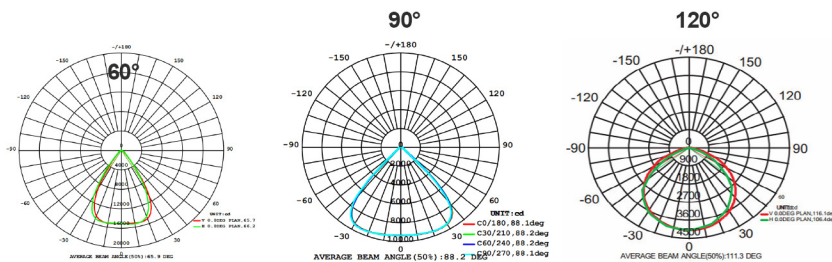
SPECIFICATIONS

Power: 500W | 750W | 1000W | 1250W | 1500W
 Lumen: 150lm/w
 LED Chip: LM80 Lumileds Luxeon 5050
 LED Driver: Meanwell/Sosen
 Surge Protection: 10KV/20KV SPD
 Light Color: Warm White/Cool White/Daylight
 CCT(K): 2700K/4000K/6500K
 Working Voltage: AC100-277V
 Frequency: 50~60HZ
 CRI: ≥70
 Power Factor: >0.95
 Beam Angle: 8°/20°/40°/60°
 Life Span: 80,000 hrs
 Material: Fin type aluminium heat sink
 stainless steel bracket
 anti UV IK10 optical PC lens
 Heat Radiator: High purity Aluminum Heat Sink
 IP Grade: IP66 Waterproof
 Certification: CE RoHS ETL DLC CB

Size:

500W: H395*W625*175mm
 750W: H535*W625*175mm
 1000W: H675*W625*175mm
 1250W: H815*W625*175mm
 1500W: H955*W625*175mm

BEAM ANGLE/LIGHTING DISTRIBUTION PATERN



LED LIGHTING APPLICATION



GlobeLED Philippines reserves the right to make changes in specifications of any product at any time without prior notice and will not be liable for any consequences resulting from the use of this publication. Reproduction in whole or in part is prohibited without the prior written consent of the copyright owner.

Tel: 8800-8181 | info@globeled.com.ph | www.globeled.com.ph | facebook.com/globeledph | Globe Asiatique Tower I, BONI-EDSA Mandaluyong City MM

© 2024 GlobeLED Lightings Philippines Inc. All rights reserved.

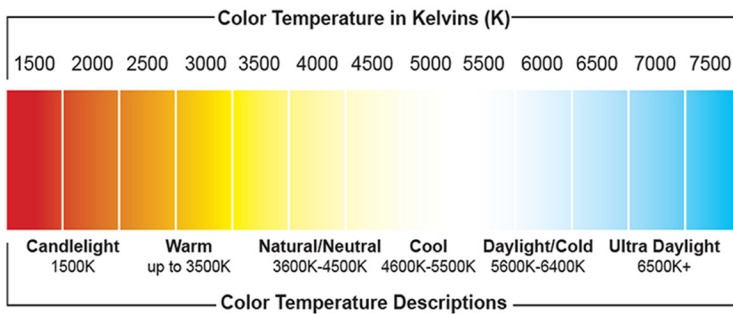
LED HIGH MAST TGD5Y-AN-100W-400W

Globeled
PHILIPPINES
Lighting for a brighter world



SPECIFICATIONS

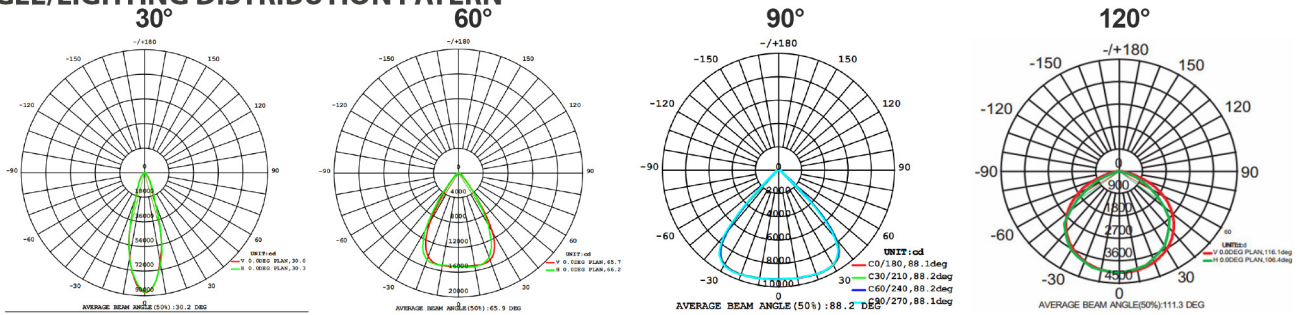
Power: 80W | 100W | 150W | 200W | 400W
 LED Chip: Lumileds 3030
 LED Driver: Meanwell
 Light Color: Warm White/Cool White/Daylight
 CCT(K): 3000K/4000K/6500K
 Working Voltage: AC90-305V
 Luminous Efficacy: 120lm/w
 Frequency: 50~60HZ
 CRI: ≥90
 Lamp Efficiency: >0.9
 Beam Angle: 45°/60°/90°/140°
 Life Span: 50,000 hrs
 Material: Die Cast Aluminum
 Heat Radiator: High purity Aluminum Heat Sink
 IP Grade: IP66 Waterproof
 Certification: CE RoHS



Size:

80w: 310*365*60mm
 100w: 310*365*60mm
 150W: 365*365*60mm
 200W: 420*365*60mm
 400W: 640*355*60mm

BEAM ANGLE/LIGHTING DISTRIBUTION PATTERN



LED LIGHTING APPLICATION



GlobeLED Philippines reserves the right to make changes in specifications of any product at any time without prior notice and will not be liable for any consequences resulting from the use of this publication. Reproduction in whole or in part is prohibited without the prior written consent of the copyright owner.

Tel: 8800-8181 | info@globeled.com.ph | www.globeled.com.ph | facebook.com/globeledph | Globe Asiatique Tower I, BONI-EDSA Mandaluyong City MM

© 2024 GlobeLED Lightings Philippines Inc. All rights reserved.

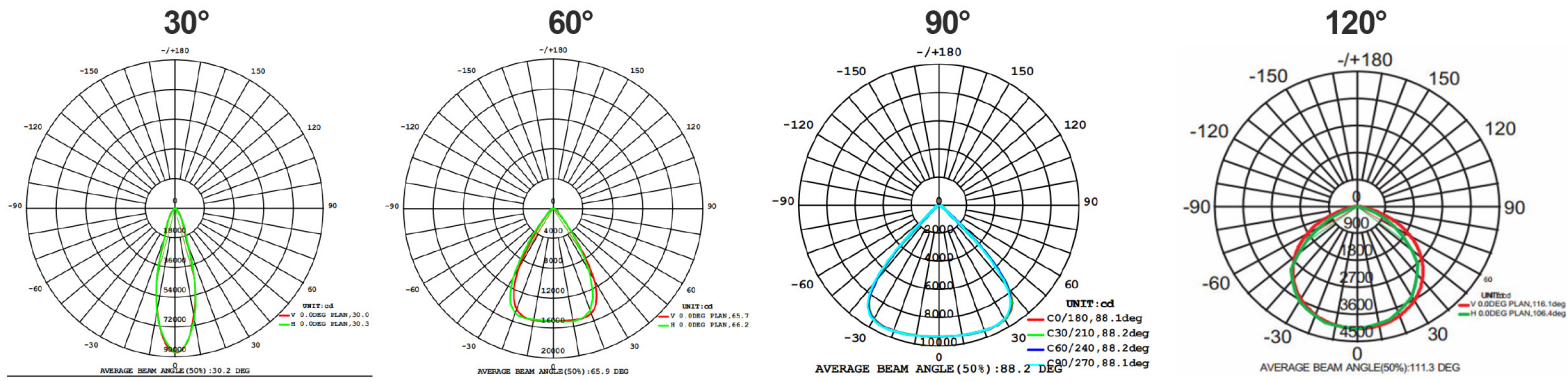
EXPLOSION PROOF LED FLOOD LIGHT - RLC SERIES 60W-400W



SPECIFICATIONS

Power: 60W / 80W / 100W / 120W / 150W / 180W / 200W / 300W / 400W
 Lumens: 140lm/w
 Life Span: 50,000 hrs
 Input Voltage: AC100-277V 50/60HZ
 Frequency: 50Hz / 60Hz
 Light Color: Warm White/Cool White/Daylight
 CCT: 3000K/4000K/6000K
 IP Grade: IP66 Outdoor
 Anti Corrosion Grade: WF2
 Insulation Grade: I
 Temperature Class: T6
 Power Factor: >0.98
 Beam Angle: 90°/120°/60°/30°
 Material: Aluminium Die Cast
 Lens: Tempered Glass
 Installation: Multi Directional Installation
 Storage Temperature: -40°C to +60°C
 Product Size(mm):
 60W-200W: L352*W252*H125 KG: 10.5kg
 300W-400W: L372*W476*H601 KG: 23.5
 Housing Color: Silver/Orange
 Classification Rating:
 Class I, Division I, Group C,D
 Class I, Division 2, Group A,B,C,D
 Class 2, Division 2, Group E,F,G
 Class III
 Zone 1, Zone 2, Zone 21, Zone 22, Zone 11
 ATEX/IECEx APPROVAL

BEAM ANGLE / LIGHTING DISTRIBUTION PATERN



LED LIGHTING APPLICATION



GlobeLED Philippines reserves the right to make changes in specifications of any product at any time without prior notice and will not be liable for any consequences resulting from the use of this publication. Reproduction in whole or in part is prohibited without the prior written consent of the copyright owner.
 Tel: 8800-8181 | info@globeled.com.ph | www.globeled.com.ph | facebook.com/globeledph | Globe Asiatique Tower I, BONI-EDSA Mandaluyong City MM
 © 2024 GlobeLED Lightings Philippines Inc. All rights reserved.

EXPLOSION PROOF LED

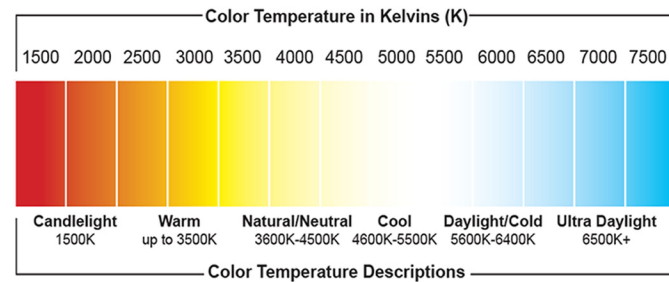
LED FLOOD LIGHT - EX-LFL-B-Series



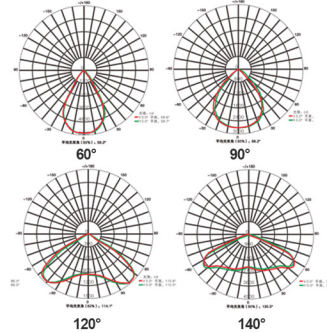
SPECIFICATIONS

Model: EX-LFL-A-Series
 Power: 20W | 30W | 40W | 50W | 60W | 80W | 100W | 120W
 LED Chip: US BRIDGELUX COB
 Life Span: 50,000 hrs
 Lumens: 100lm/w
 LED Driver: Taiwan Mean Well
 Input Voltage: AC220V 50/60HZ
 Output Voltage: 36VDC
 Frequency: 50Hz / 60Hz
 Light Color: Warm White/Cool White/Daylight
 CCT: 5000K/5500K
 IP Grade: IP66 Outdoor
 Anti Corrosion Grade: WF2
 Insulation Grade: I
 Temperature Class: T6
 Power Factor: >0.98
 Beam Angle: 90°/120°
 Material: Aluminium Die Cast
 Lens: Tempered Glass
 Installation: Multi Directional Installation
 Storage Temperature: -40 °C to +60 °C
 Product Size (mm): 290*290*320mm/380*380*380mm
 Explosion Mark: II 2 G Ex d IIB T6 Gb, II 2 D Ex t IIIC T80°C Db
 ATEX/CENEX APPROVAL

COLOR TEMPERATURE



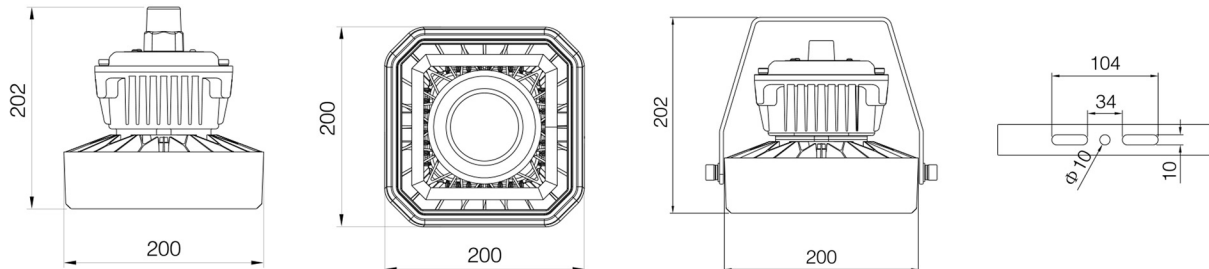
BEAM ANGLE



CERTIFICATION



DIMENSION



LED LIGHTING APPLICATION



EXPLOSION PROOF LED

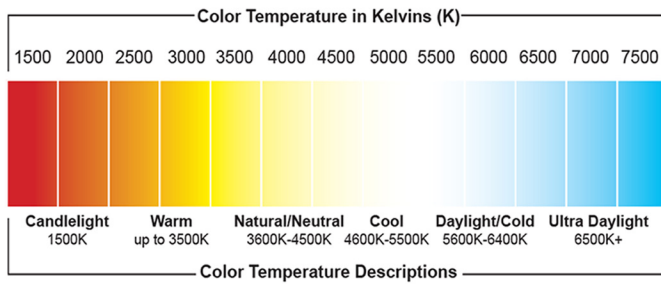
LED FLOOD LIGHT - EX-LFL-B-Series



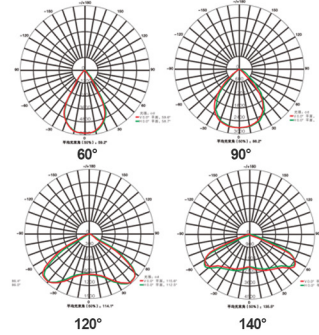
SPECIFICATIONS

Model: Flood Light EX-LFL-B-Series
 Power: 150W | 160W | 180W
 LED Chip: US BRIDGELUX COB
 Life Span: 50,000 hrs
 Lumens: 100lm/w
 LED Driver: Taiwan Mean Well
 Input Voltage: AC90-305V 50/60HZ
 Output Voltage: 36VDC
 Frequency: 50Hz / 60Hz
 Light Color: Warm White/Cool White/Daylight
 CCT: 5000K/5500K
 IP Grade: IP66 Outdoor
 Anti Corrosion Grade: WF2
 Total Harmonic Current: <15%
 Insulation Grade: I
 Temperature Class: T6
 Power Factor: >0.98
 Beam Angle: 90°/120°
 Material: Aluminium Die Cast
 Lens: Tempered Glass
 Installation: Multi Directional Installation
 Storage Temperature: -40°C to +60°C
 Product Size (mm): 350x350x250mm
 Explosion Mark: Ex d II B T5 Gb, Ex tD A21, T95°C
 CENEX APPROVAL

COLOR TEMPERATURE



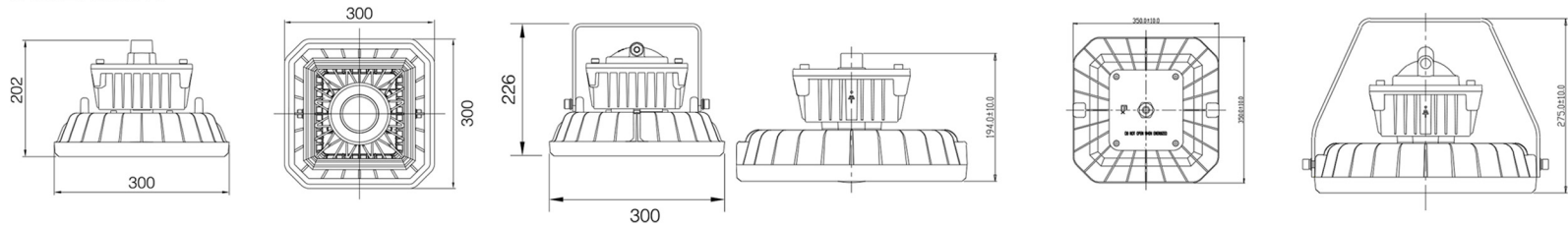
BEAM ANGLE



CERTIFICATION



DIMENSION





LED LIGHTING APPLICATION



INDUSTRIAL CITY HIGH BAY LIGHTING

Globeled[®]
PHILIPPINES
Lighting for a brighter world



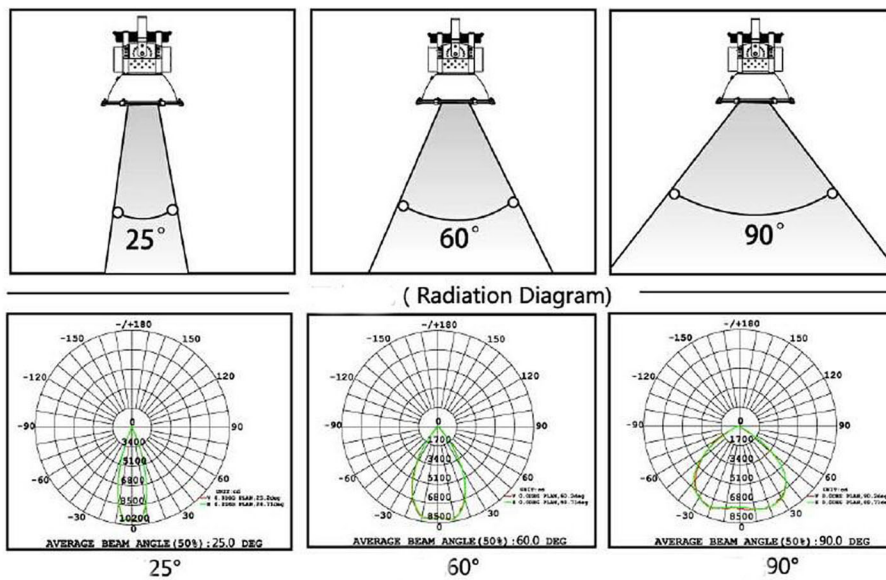
LED HIGH BAY LIGHT LHBL-B SERIES

Globeled[®]
PHILIPPINES
Lighting for a brighter world


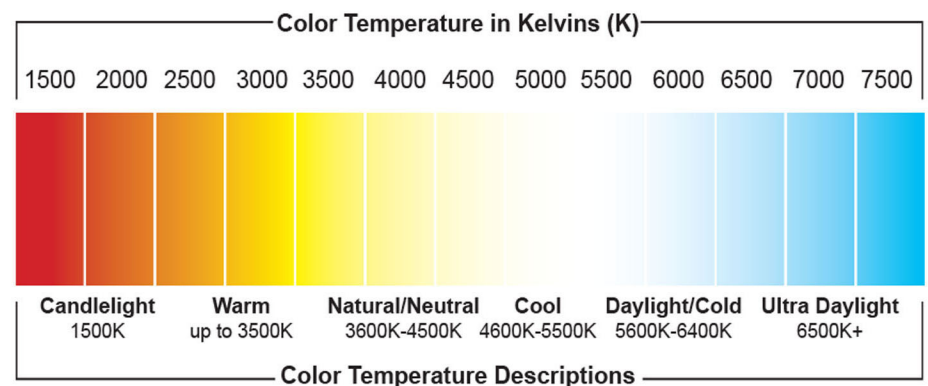


Power: 30W, 50W, 80W, 100W, 150W, 200W
LED Chip: Taiwan Epistar COB Chip
IP Grade: IP65 Outdoor
Luminous Flux(lm): 100lm/w
Light Color: Warm White/Daylight
CCT(K): 3000K | 4000K | 6500K
Working Voltage: AC85-265V
Frequency: 50~60HZ
Beam Angle: 90°/120°
CRI: ≥70/80
Lamp Efficiency: >0.9
Life Span: 40,000 hrs
LED Driver: Constant Current LED Driver
Material: Die Cast Aluminum




PHOTOMETRIC LIGHTING DISTRIBUTION



COLOR TEMPERATURE



LIGHTING APPLICATION



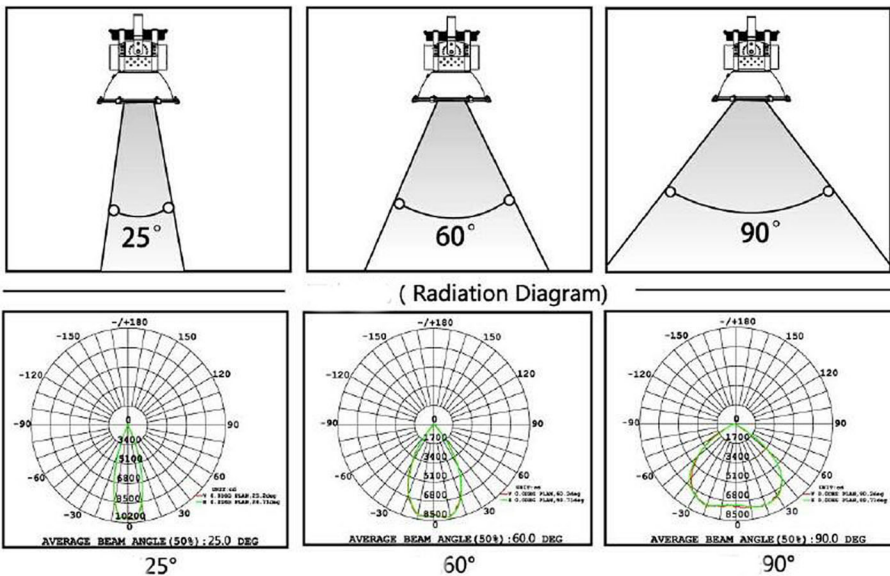
LED HIGH BAY LIGHT LHBL-A SERIES

Globeled
PHILIPPINES
Lighting for a brighter world

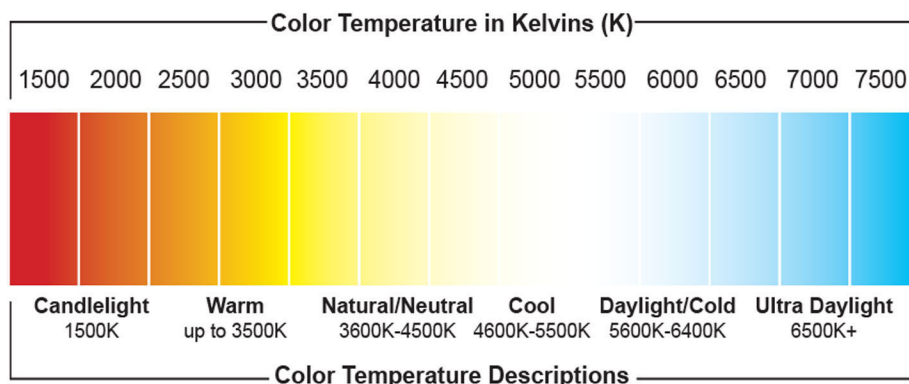


LED Power: 30W,50W,100W,150W, 200W
 LED Light Source: Epistar LED SMD/COB Chip
 Light Color: Warm White/Daylight
 CCT: 3000K/4000K/6000K-6500K
 Input Voltage: AC85-265v | 50/60Hz
 LED Controller: IP54 Indoor
 Power Factor: >0.9
 Beam Angle: 90°/110°
 Life Span: 40,000 Life Hours
 Materials: Die-Cast Aluminum
 Body Color: Grey




PHOTOMETRIC LIGHTING DISTRIBUTION



COLOR TEMPERATURE



LIGHTING APPLICATION



LED HIGH BAY LIGHT


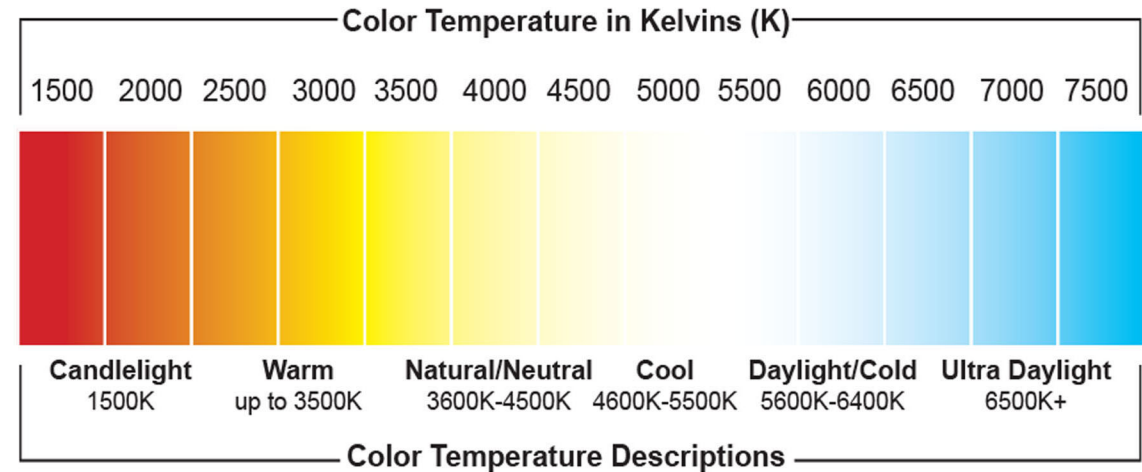
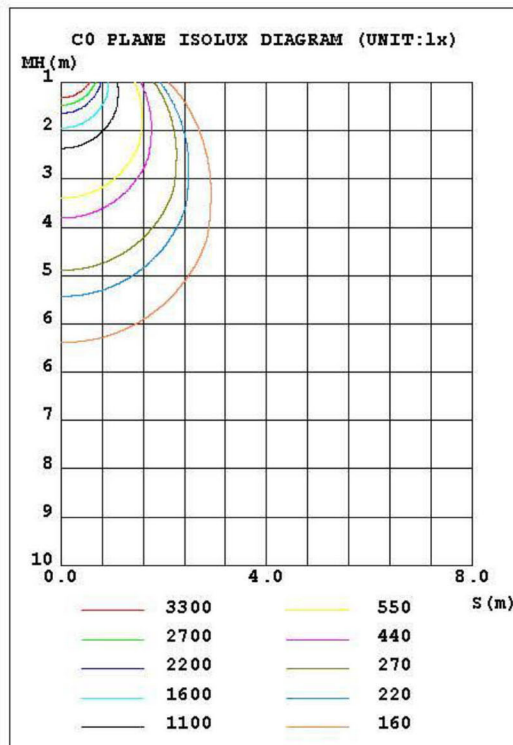
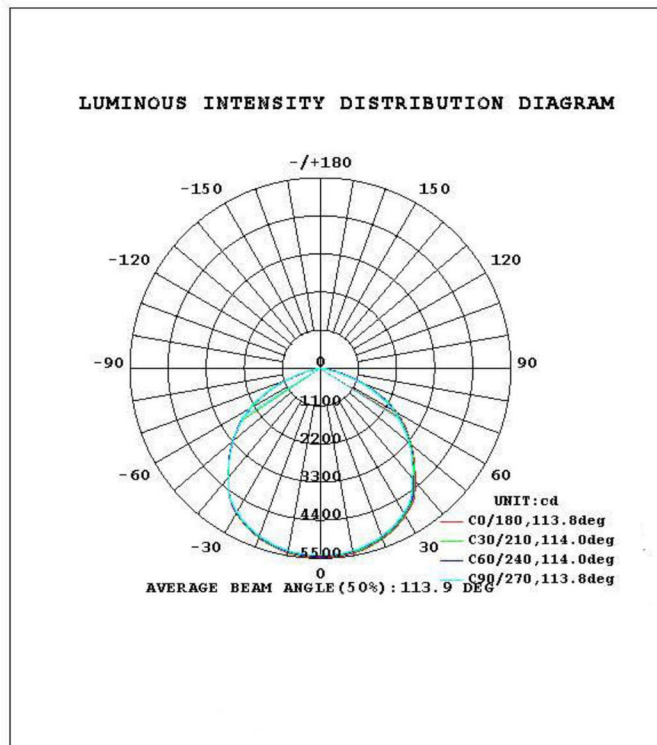
UFO TYPE MODEL: UFOPHP5Y

Globeled
PHILIPPINES
Lighting for a brighter world




LED Power: 100W/150W/200W/240W
LED Source: Philips Lumileds LED Chip
LED Driver: Meanwell Driver UL Listed
Led Luminous Efficiency: 140 lm/w
Input Voltage: AC90-305V
Frequency: 50-60 HZ
Light Color: Warm White/Cool White/Daylight
Color Temperature: 2700K/4000K/6500K
Color Rendering Index: Ra80
Power Factor: 95
Working Temperature: -40 - 70
IP Rating: IP65 Waterproof
Life Span: 50,000 hrs
Body Material: Aluminum Die Cast
Body Color: Grey,White,Black
3 Years Warranty

PHOTOMETRIC LIGHTING DISTRIBUTION



LED LIGHTING APPLICATION



LED HIGH BAY LIGHT

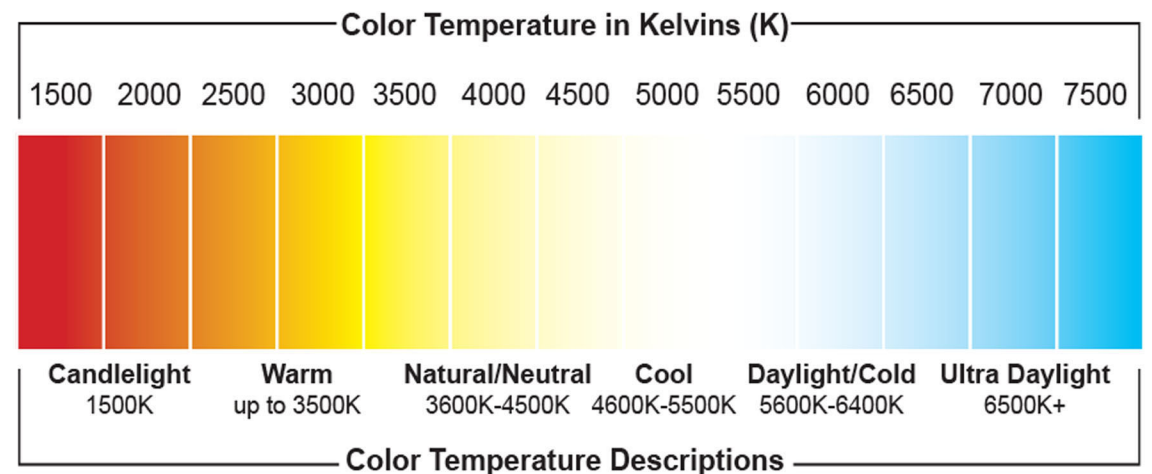
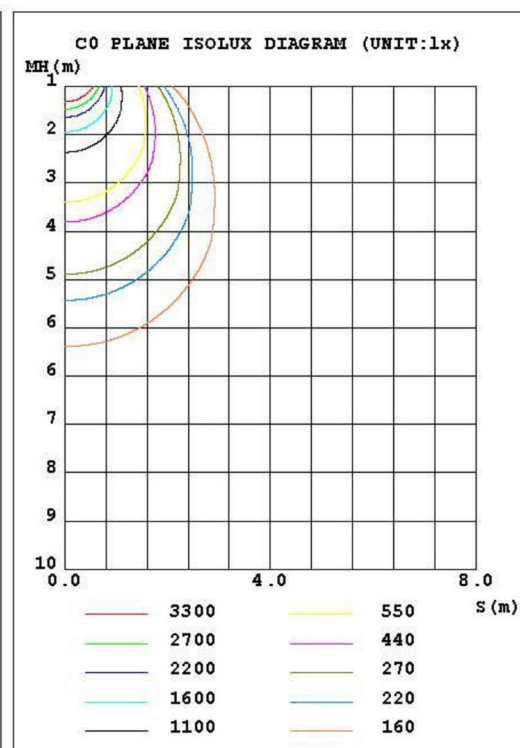
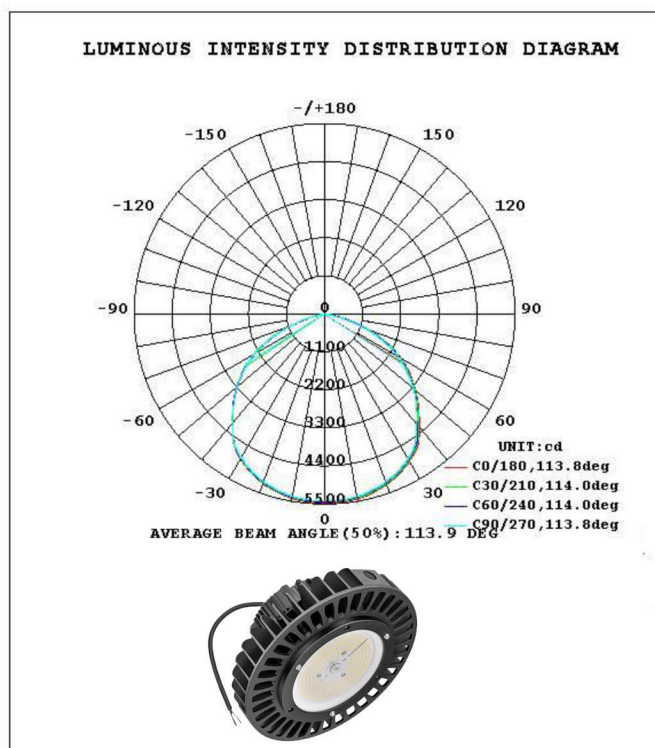
UFO TYPE - Dimmable 0-10V

Globeled
PHILIPPINES
Lighting for a brighter world





LED Power: 100W/150W/200W/240W
 LED Source: Philips Lumileds LED Chip
 LED Driver: **0-10v Dimmable**
 LED Driver: Meanwell Driver UL Listed
 Led Luminous Efficiency: 140 lm/w
 Input Voltage: AC90-305V
 Frequency: 50-60 HZ
 Light Color: Warm White/Cool White/Daylight
 Color Temperature: 2700K/4000K/6500K
 Color Rendering Index: Ra80
 Power Factor: 95
 Working Temperature: -40 - 70
 IP Rating: IP65 Waterproof
 Life Span: 50,000 hrs
 Body Material: Aluminum Die Cast
 Body Color: Grey,White,Black
 3 Years Warranty

PHOTOMETRIC LIGHTING DISTRIBUTION



LED LIGHTING APPLICATION



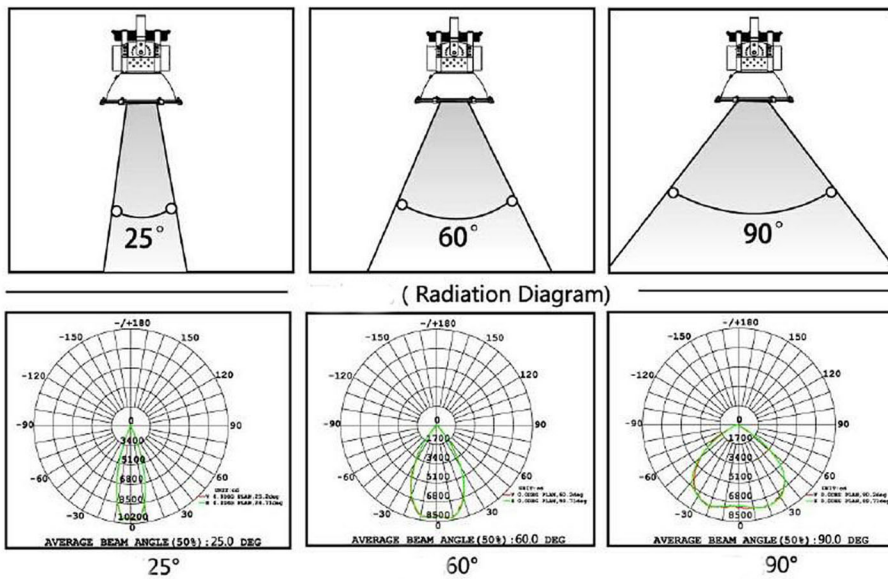
HIGH POWER HIGH BAY LIGHT LHB-ANP Series 150W-1500W

Globeled[®]
PHILIPPINES
Lighting for a brighter world

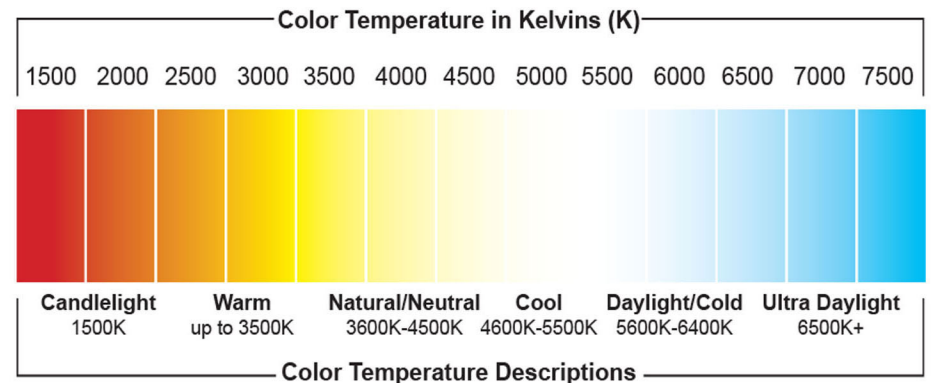


Power: 150W/200W/300w/400W
500W / 600W/1000W/1500W
LED Chip: PHILIPS
LED Driver Meanwell
Light Color: Warm White/Cool White/Daylight
CCT(K): 3000K/4000K/ 6500K
Working Voltage: AC85-265V/AC 90-277V
Lumen: 100lm/w
Frequency: 50~60HZ
CRI: ≥80
Lamp Efficiency: >0.9
Beam Angle: 90° / 120°
Life Span: 50,000 hrs
Material: Die Cast Aluminum
5 Years Warranty




PHOTOMETRIC LIGHTING DISTRIBUTION



COLOR TEMPERATURE



LIGHTING APPLICATION



HIGH BAY LIGHT

LINEAR LED HIGH BAY

Globeled
PHILIPPINES
Lighting for a brighter world

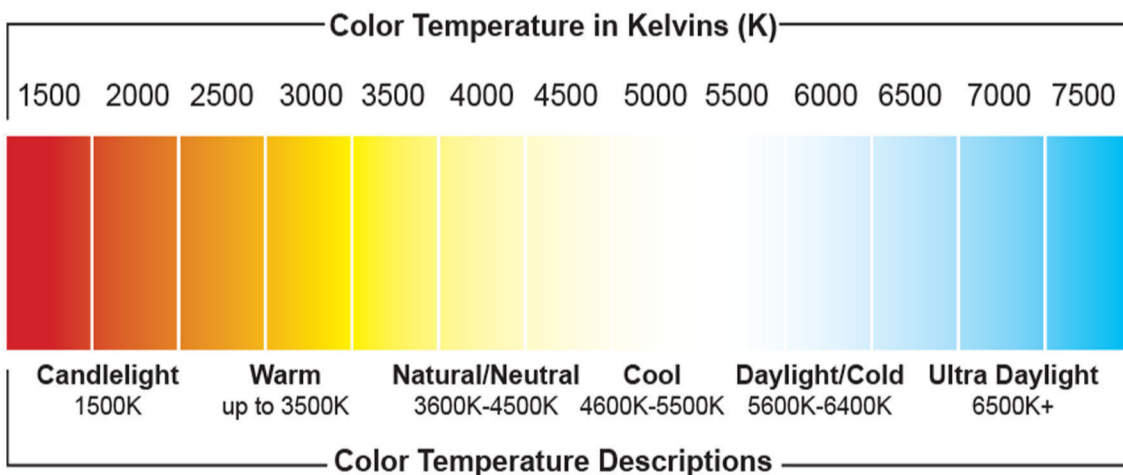


LIGHTING SPECIFICATIONS


LED Power: 50W / 100W / 150W / 200W / 250W
 LED Source: Lumileds 3030
 LED Driver: Meanwell Driver UL Listed
 Led Luminous Efficiency: 120 lm/w
 Input Voltage: AC85-305V
 Frequency: 50-60 HZ
 Light Color: Warm White/Cool White/Daylight
 Color Temperature: 2700K/4000K/6500K
 Color Rendering Index: Ra>80
 Power Factor: >95
 Working Temperature: -30°C ~ 50°C
 Beam Angle: 60° / 120°
 IP Rating: IP65 Waterproof
 Life Span: 50,000 hrs
 Body Material: Aluminum Die Cast
 Body Color: Grey,White,Black
 5 Years Warranty

Size:

50W - 353x115x144mm
 100W - 620x115x144mm
 150W - 887x115x144mm
 200W - 1154x115x144mm
 250W - 1421x115x144mm



LED LIGHTING APPLICATION



SMART CITY STREET LIGHTING SYSTEM

Globeled[®]
PHILIPPINES
Lighting for a brighter world



SMD TYPE
IP65 STL SERIES



CLASSIC TYPE
CTLSL-A



CLASSIC TYPE
CTLSL-B



MODULAR
PM-MSL05



MODULAR
MSL SERIES




COBRA TYPE
CHSL SERIES



TECH LED
TX8-SL5Y



TECH LED
TX7-SL5Y



TECH LED
TX5-SL5Y



SHOE BOX TYPE
SBT-LSTB-5Y



MODULAR
MSL03 SERIES








EXPLOSION PROOF
EX-SL SERIES



MODULAR
PM-MSL02



SMART SMD
VL-145-5Y



LED STREET LIGHT

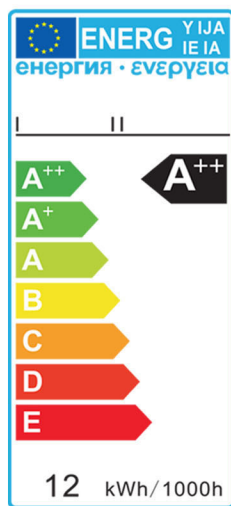
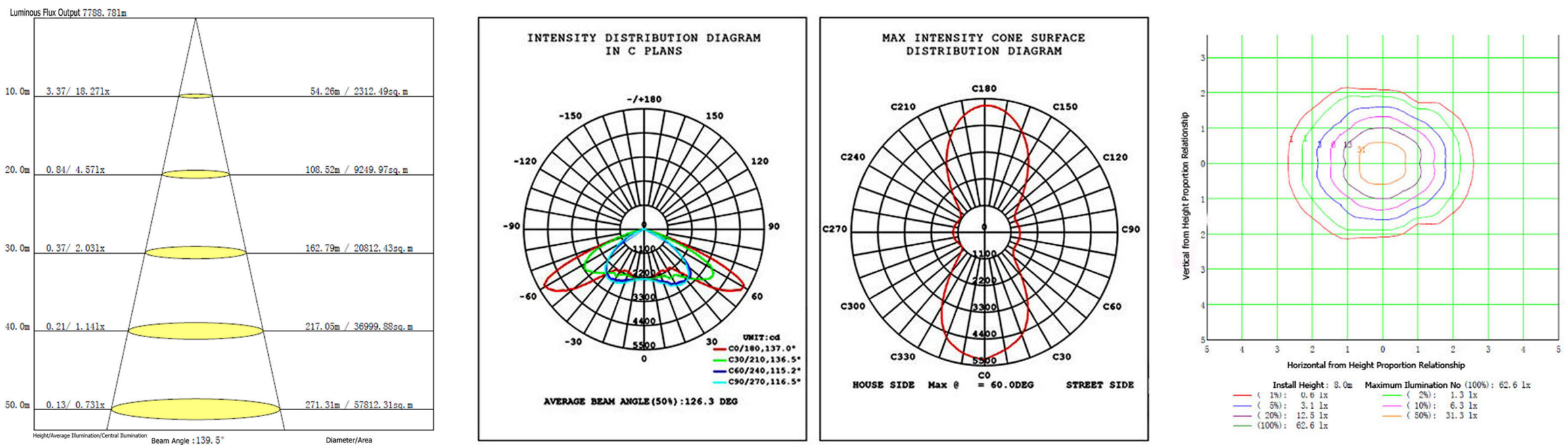
CLASSIC TYPE - CTLSL-A

Globeled
PHILIPPINES
Lighting for a brighter world



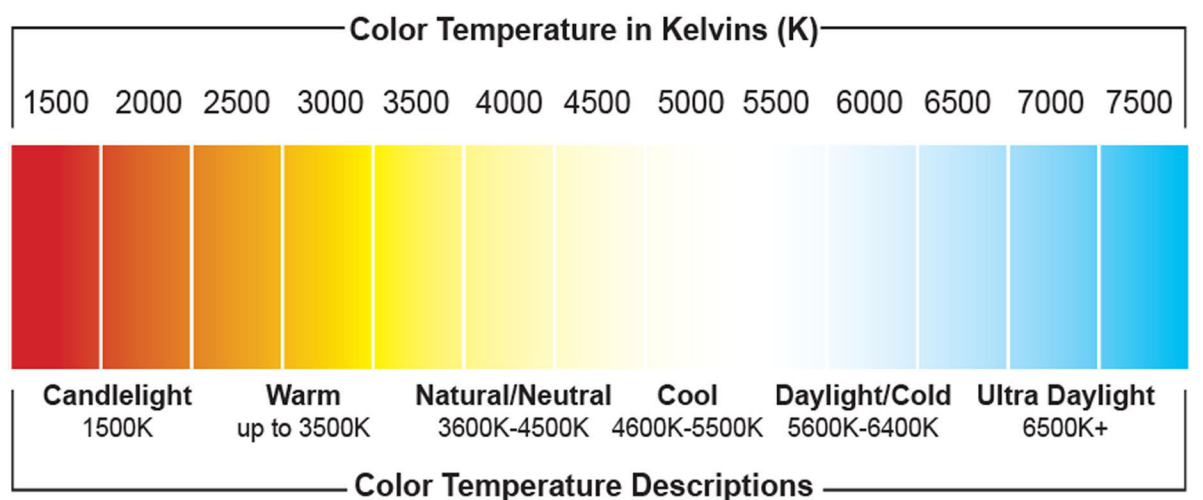
LED Power:	30W-150W
LED Light Source:	LED COB
LED Chip:	Taiwan Epistar
Light Color:	Warm White/Cool White/Daylight
CCT:	3000K/4000K/6500K
Input Voltage(V):	85-265vAC 50/60Hz
LED Controller:	Taiwan LED Driver
Lumen Output:	100lm/W
CRI:	>80
IP Grade:	IP66 Outdoor
Power Factor:	>0.95
Beam Angle:	120°
Life Span:	50,000 Life Hours
Materials:	Die-cast Aluminum
Body Color:	Grey/Chrome
Pole Hole Size:	60mm

PHOTOMETRIC LIGHTING DISTRIBUTION



RoHS

FC



LED LIGHTING APPLICATION



LED STREET LIGHT

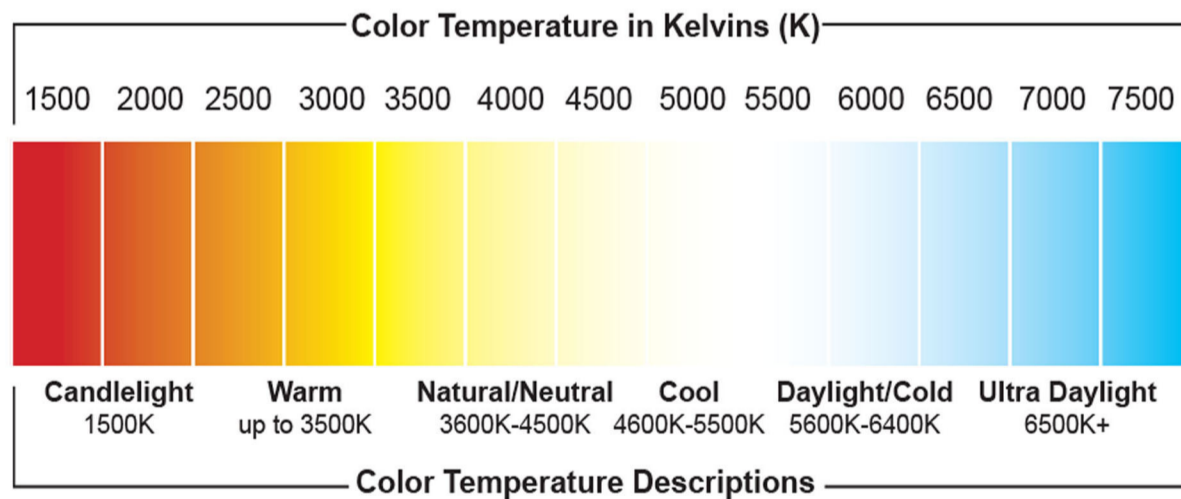
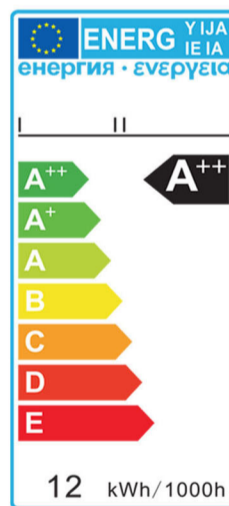
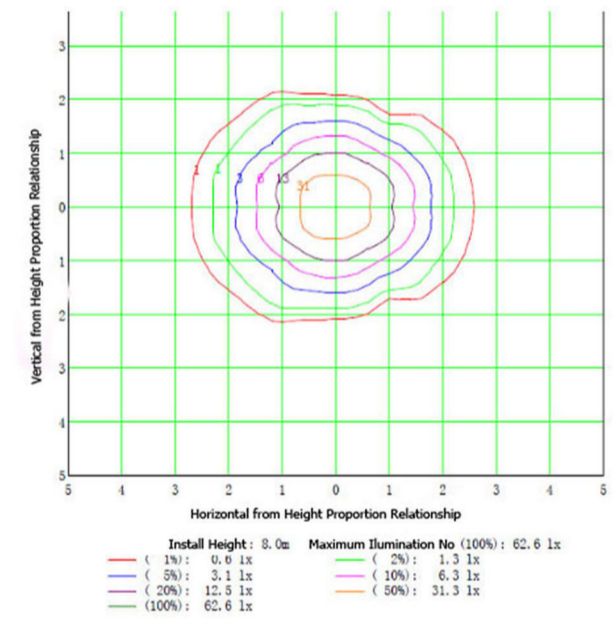
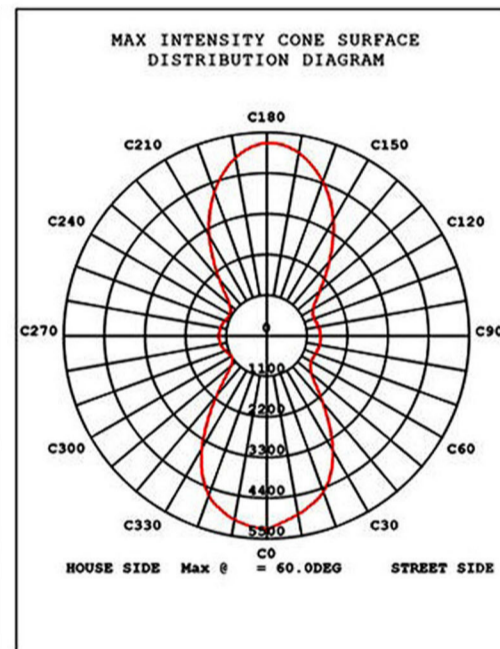
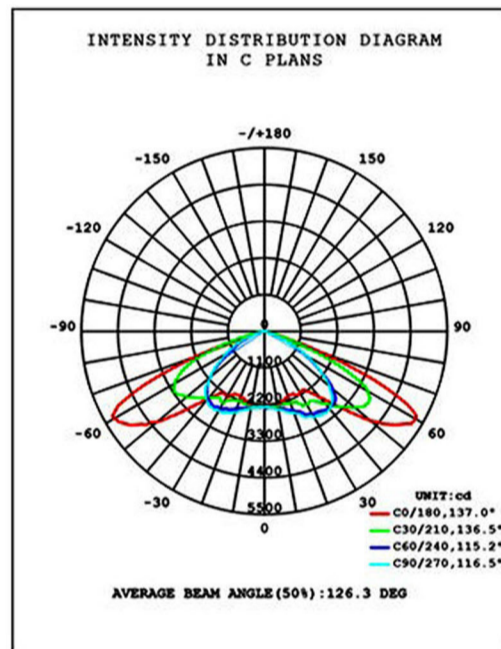
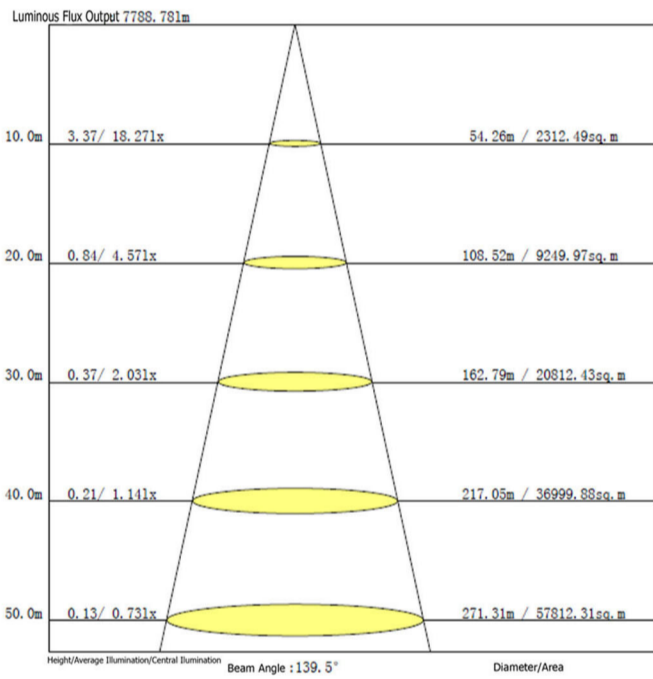
CLASSIC TYPE - CTLSL-B

Globeled
PHILIPPINES
Lighting for a brighter world



LED Power:	30w, 50w, 80w, 100w, 120w, 150w, 200w
LED Light Source:	LED COB
LED Chip:	Taiwan Epistar
Light Color:	Warm White/Cool White/Daylight
CCT:	3000K/4000K/6500K
Input Voltage(V)	85-265vAC 50/60Hz
LED Controller:	Taiwan LED Driver
Lumen Output:	110lm/W
CRI:	>80
IP Grade:	IP65 Outdoor
Power Factor:	>0.95
Beam Angle:	120°
Life Span:	50,000 Life Hours
Materials:	Die-cast Aluminum
Body Color:	Grey/Chrome

PHOTOMETRIC LIGHTING DISTRIBUTION



LED LIGHTING APPLICATION



LED STREET LIGHT

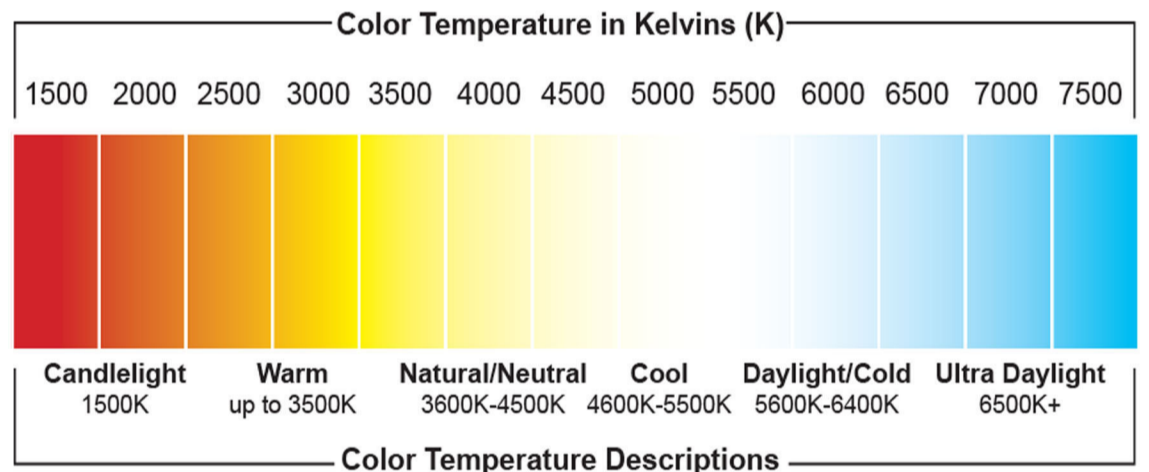
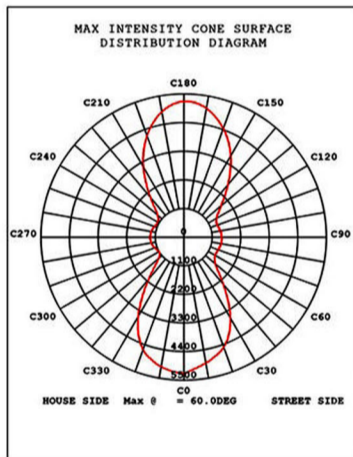
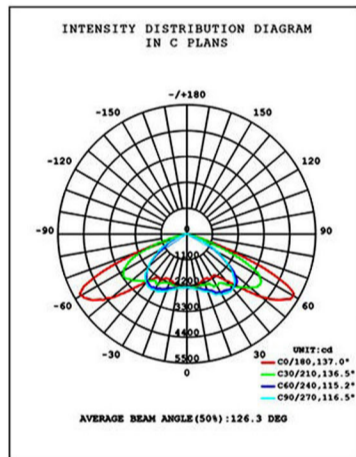
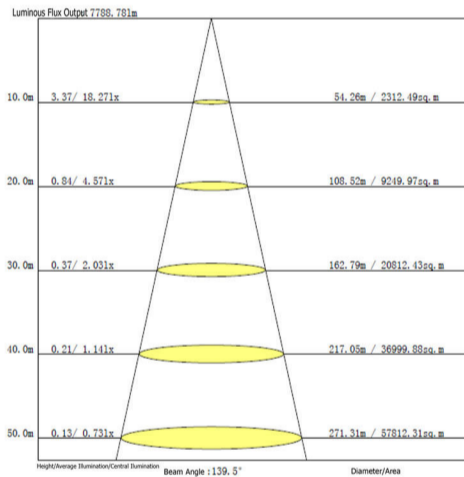
Cobra Type Series

Globeled
PHILIPPINES
Lighting for a brighter world



LED Power: 30W | 50W | 80W | 100W | 150W
 LED Light Source: LED COB
 LED Chip: Taiwan Epistar
 Light Color: Warm White/Cool White/Daylight
 CCT: 3000K/4000K/6500K
 Input Voltage(V): 85-265vAC 50/60Hz
 LED Controller: Taiwan LED Driver
 Lumen Output: 110lm/W
 CRI: >80
 IP Grade: IP65 Outdoor
 Power Factor: >0.95
 Beam Angle: 120°
 Life Span: 50,000 Life Hours
 Materials: Die-cast Aluminum
 Body Color: Grey/Chrome
 Pole Hole Size: 60mm
 Warranty: 3 Years Warranty

PHOTOMETRIC LIGHTING DISTRIBUTION



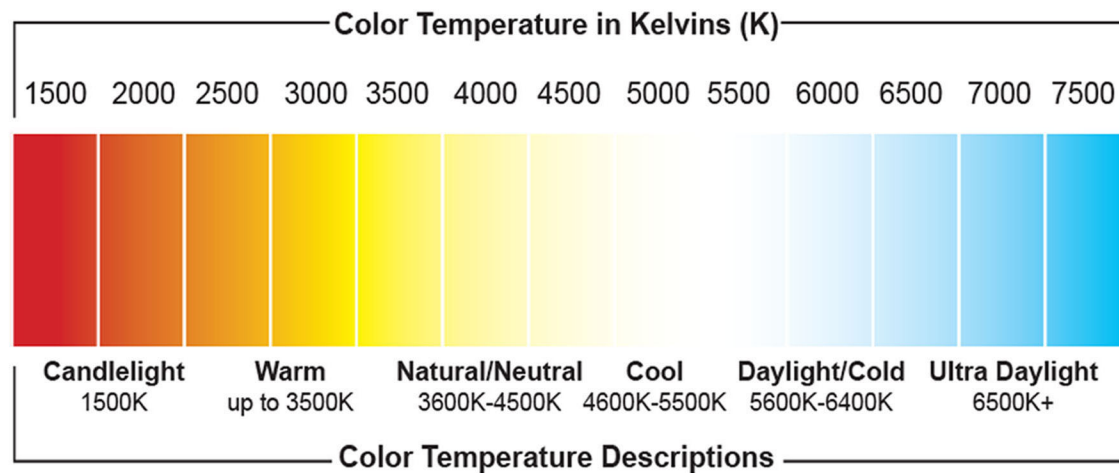
LED LIGHTING APPLICATION



LED STREET LIGHT

IP65 - STL Series

Globeled
PHILIPPINES
Lighting for a brighter world



CEFC
RoHS



Hg
0%
Mercury Free



TECHNICAL SPECIFICATION

LED Power: 12w, 18w, 20w, 24w, 26W
30w, 50w, 60w, 80w, 100w, 120w
LED Chip: Philips 3030/Taiwan Epistar
CRI: Ra>80
Operating Voltage: AC220-240V
Light Color: Daylight/Warm White/Cool White
Color Temperature(CCT): 2700-6500K
Power factor: PF>0.95
Operating Temperature: -40°C~70°C
Operating Humidity: 10%~90%RH
Light Luminous Efficiency: >90lm/w
Beam Angle: 120°
Life span: >50000hours
Material: Die-casting aluminum
IP Rating: IP65
Light Distribution: Curve/Beam Pattern
Dimension:
IP65-STL-12W - 350*95*65mm
IP65-STL-24W - 400*135*65mm
IP65-STL-26W - 500*210*65mm
IP65-STL-30W - 500*210*65mm
IP65-STL-50W - 500*210*65mm
IP65-STL-60W - 550*260*60mm
IP65-STL-80W - 550*260*60mm
IP65-STL-100W - 660*282*60mm
IP65-STL-120W - 810*330*100mm

LED LIGHTING APPLICATION



LED STREET LIGHT

Modular Type

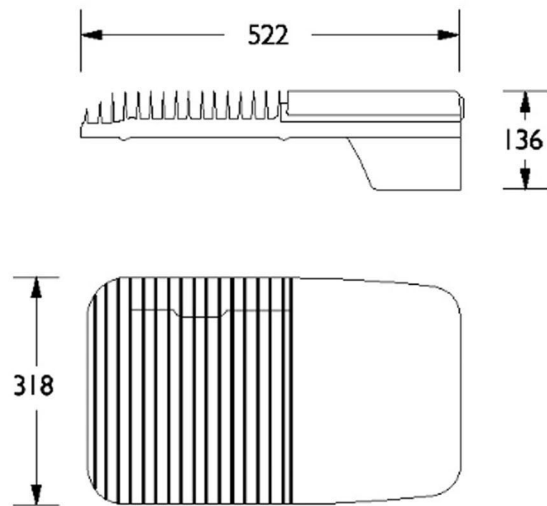
Globeled[®]
PHILIPPINES
Lighting for a brighter world



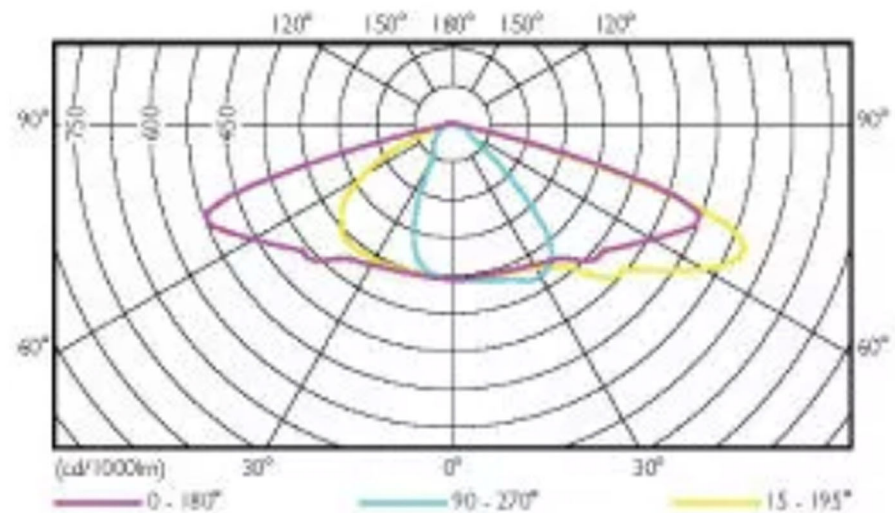
TECHNICAL SPECIFICATION

Power: 50W | 100W | 120W | 150W
LED Chip: PHILIPS
LED Driver: Meanwell
Luminous Efficiency: 140lm/w
IP Rating: IP66 Outdoor
CRI: 75+/-5
Working Voltage: AC100~305V
CCT: 2700K-3200K
Light Color: Warm White
Power Efficiency: >0.88
Power Factor: >0.95
Working Temperature: -30°C~50°C
Beam Angle: 120°
Life Span: 50,000 Life Hrs
Main Material: Die Cast Aluminum
Certifications: CE RoHS FCC
Installation Pipe: 40-60mm diameter
Surge Protection: 10Kv

PRODUCT DIMENSIONS



OPTICAL DISTRIBUTION



LED LIGHTING APPLICATION



LED STREET LIGHT

Tech-LED TX8-SL5Y

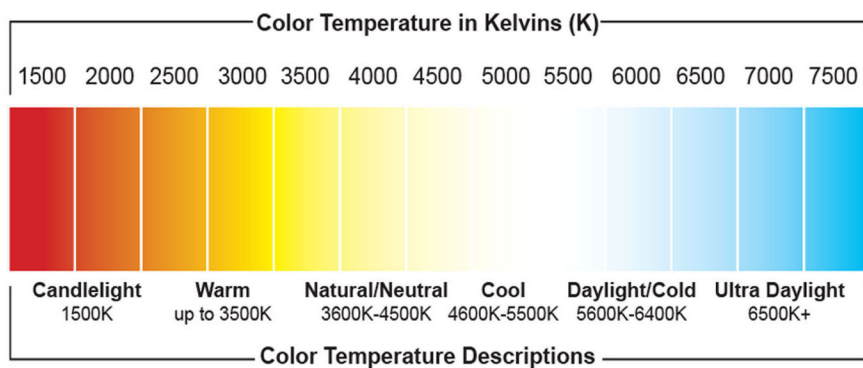
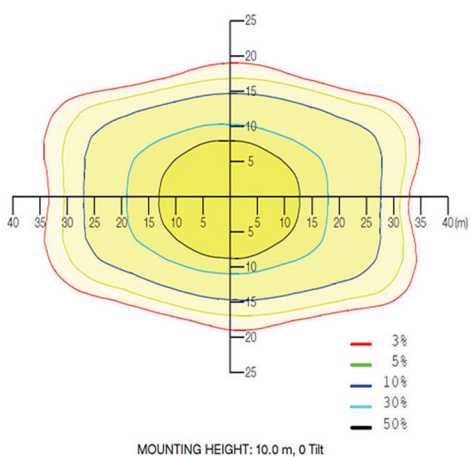
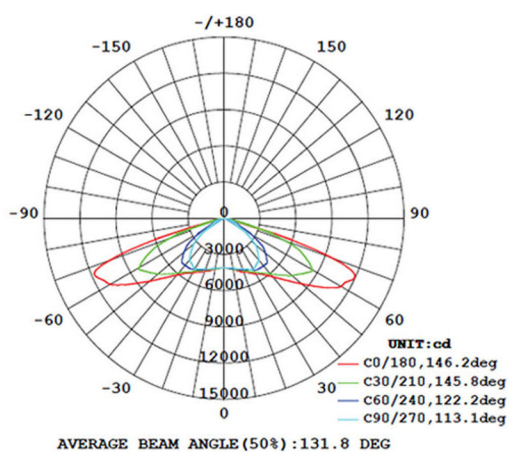
Globeled
PHILIPPINES
Lighting for a brighter world



TECHNICAL SPECIFICATION

LED Power: 60-240watt
 LED Chip: Philips 3030
 LED Driver: Meanwell
 CRI: Ra>70
 Operating Voltage: AC100-265V
 Light Color: Daylight/Warm White/Cool White
 Color Temperature(CCT): 2700-6500K
 Power factor: PF>0.95
 Operating Temperature: -40°C~~70°C
 Operating Humidity: 10%~90%RH
 Light Luminous Efficiency: >120lm/w
 Beam Angle: 120°
 Life span: >50000hours
 Material: Die-casting aluminum
 IP Rating: IP65
 Certification: CE, EMC, LVD, ROHS, IEC
 Light Distribution: Curve/Beam Pattern
 5 Years Warranty

PHOTOMETRIC LIGHTING DIAGRAM



LED LIGHTING APPLICATION



LED STREET LIGHT

Tech-LED TX7-SL5Y

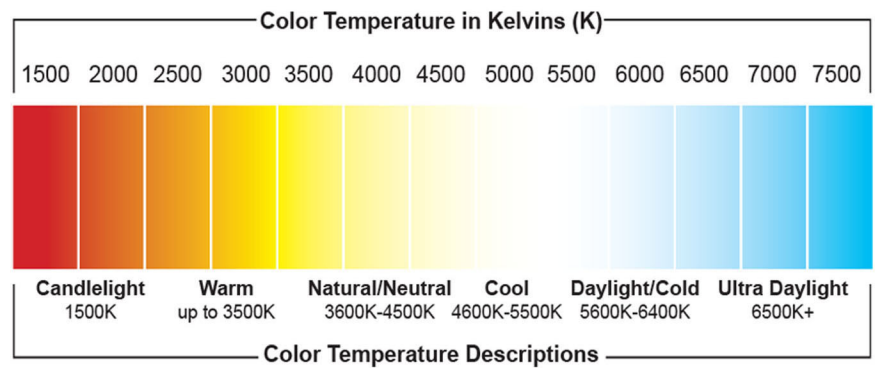
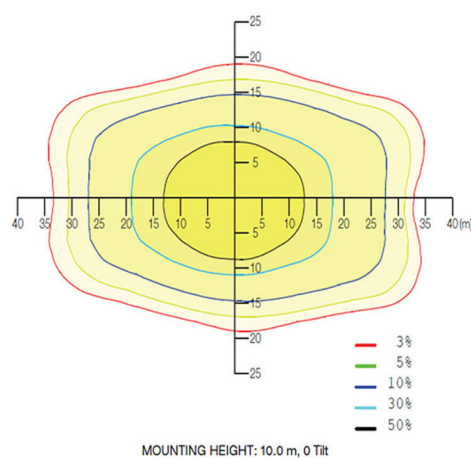
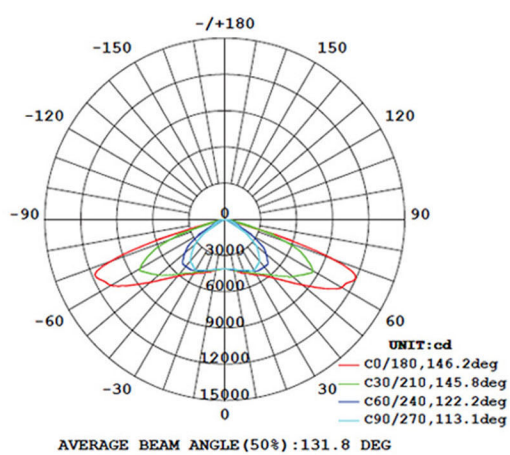
Globeled[®]
PHILIPPINES
Lighting for a brighter world



TECHNICAL SPECIFICATION

LED Power: 20-100watt
 LED Chip: Philips 3030
 LED Driver: Meanwell
 CRI: Ra>70
 Operating Voltage: AC100-265V
 Light Color: Daylight/Warm White/Cool White
 Color Temperature(CCT): 2700-6500K
 Power factor: PF>0.95
 Operating Temperature: -40°C~70°C
 Operating Humidity: 10%~90%RH
 Light Luminous Efficiency: >120lm/w
 Beam Angle: 120°
 Life span: >50000hours
 Material: Die-casting aluminum
 IP Rating: IP65
 Certification: CE, EMC, LVD, ROHS, IEC
 Light Distribution: Curve/Beam Pattern

PHOTOMETRIC LIGHTING DIAGRAM




LED LIGHTING APPLICATION



LED STREET LIGHT

Tech-LED TX5-SL5Y

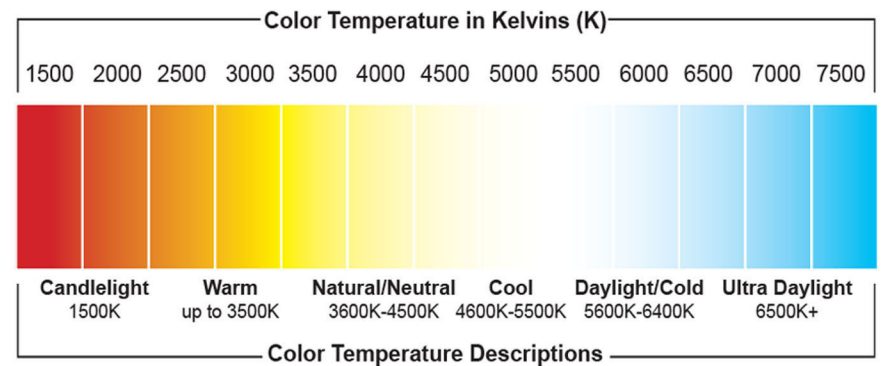
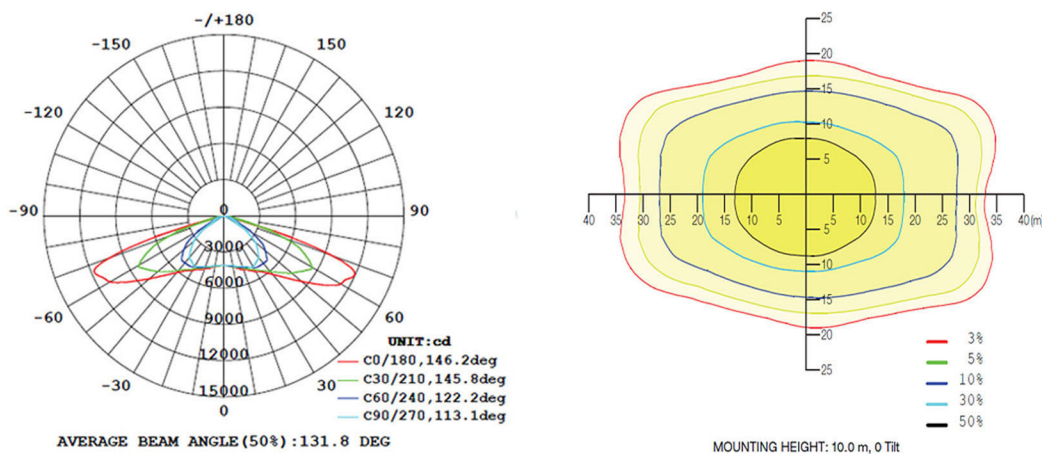
Globeled
PHILIPPINES
Lighting for a brighter world



TECHNICAL SPECIFICATION

LED Power: 20-200watt
 LED Chip: Philips 3030
 LED Driver: Meanwell
 CRI: Ra>70
 Operating Voltage: AC100-265V
 Light Color: Daylight/Warm White/Cool White
 Color Temperature(CCT): 2700-6500K
 Power factor: PF>0.95
 Operating Temperature: -40°C~70°C
 Operating Humidity: 10%~90%RH
 Light Luminous Efficiency: >120lm/w
 Beam Angle: 120°
 Life span: >50000hours
 Material: Die-casting aluminum
 IP Rating: IP65
 Certification: CE, EMC, LVD, ROHS, IEC
 Light Distribution: Curve/Beam Pattern

PHOTOMETRIC LIGHTING DIAGRAM



LED LIGHTING APPLICATION



LED STREET LIGHT

SMART SMD VL-SERIES

Globeled[®]
PHILIPPINES
Lighting for a brighter world



TECHNICAL SPECIFICATION

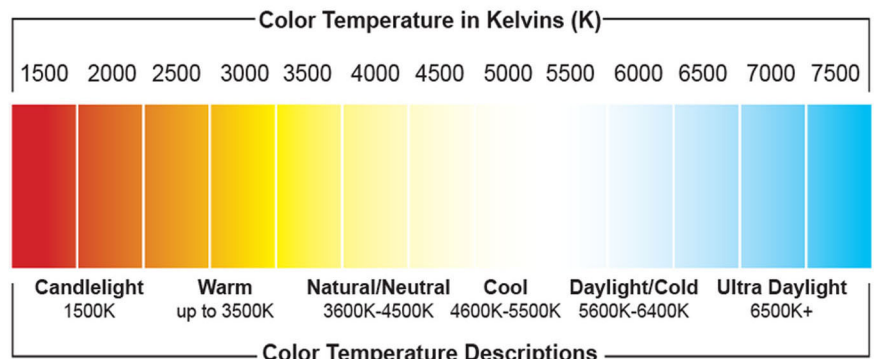
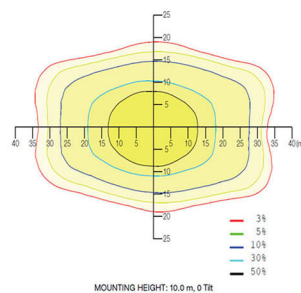
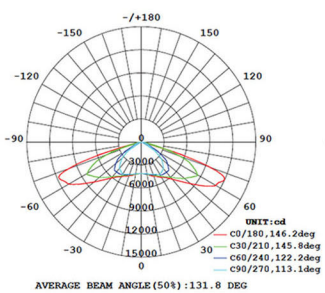

LED Power: 75W, 100W, 120W, 154w, 180W, 200W, 230W, 300W
 LED Chip: LUMILEDS 3030
 Light Luminous Efficiency: 145lm/w
 Life Span: 180,000 hours
 LED Driver: Meanwell XLG
 IP Rating: IP66
 IK Rating: IK 10
 Operating Voltage: AC100-277V
 Light Color: Daylight/Warm White/Cool White
 Color Temperature(CCT): 3000K/4000K/5000K
 Power factor: PF>0.95
 Operating Temperature: -40°C~~70°C
 Beam Angle: 120°
 Dimmable: 1-10V & PWM Signal
 Material: Die-casting aluminum
 CRI: Ra>80
 Certification: UL, ETL,DLC,CE,ROSH,SAA
 Light Distribution: Curve/Beam Pattern

Slip Fitter

Square Pole Arm Mount

Round Pole Arm Mount

Trunnion Mount



LED LIGHTING APPLICATION



LED STREET LIGHT

Shoe Box Type Series

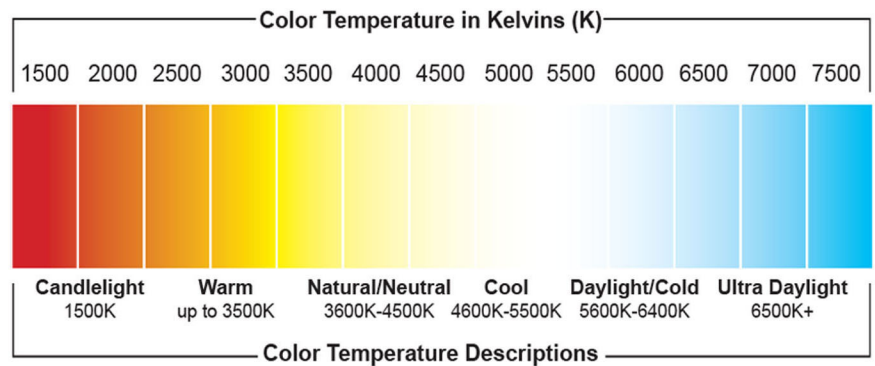
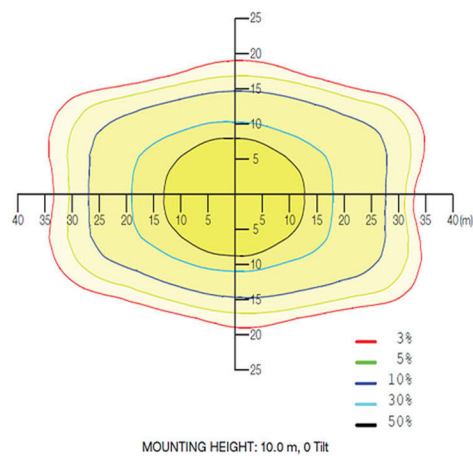
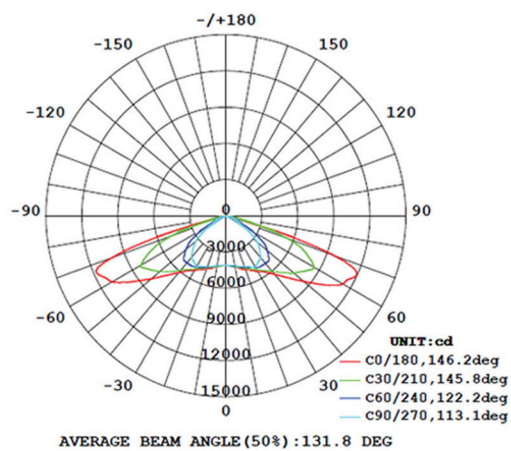
Globeled
PHILIPPINES
Lighting for a brighter world



TECHNICAL SPECIFICATION

LED Power: 100w, 150w, 200w, 300w,400w
 Light Luminous Efficiency: >140lm/w
 Light Color: Warm White/Cool White/Daylight
 Color Temperature(CCT): 3000K/4000K/6500K
 Operating Voltage: AC100-277V
 Power factor: PF>0.95
 CRI: Ra>80
 Operating Temperature: -40°C~~70°C
 Operating Humidity: 10%~90%RH
 Beam Angle: 120°
 Life span: >50000hours
 Material: Die-casting aluminum
 IP Rating: IP65
 Certification: ETL,DLC,CE,ROSH,SAA
 Light Distribution: Curve/Beam Pattern

PHOTOMETRIC LIGHTING DIAGRAM



LED LIGHTING APPLICATION



LED STREET LIGHT MODULAR PM-MSL02

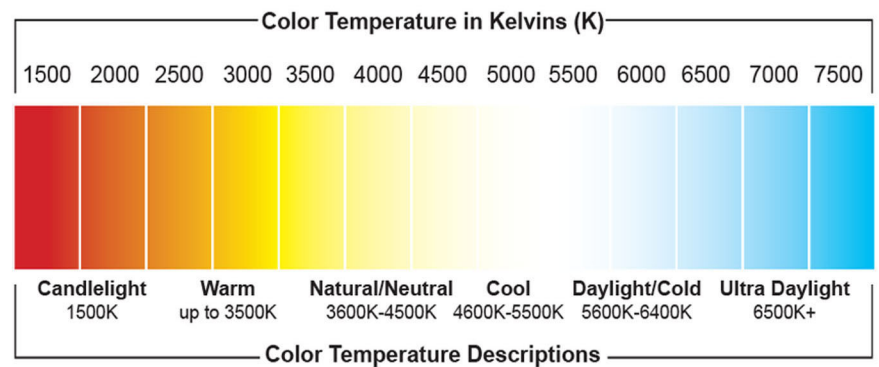
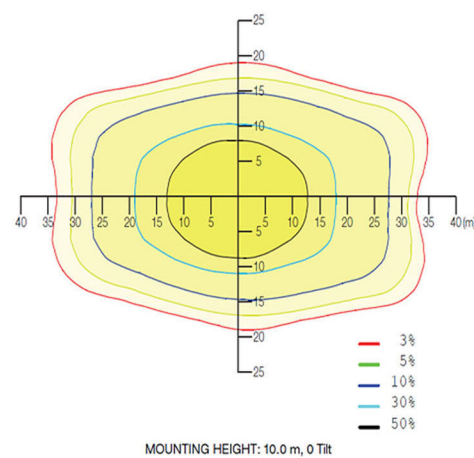
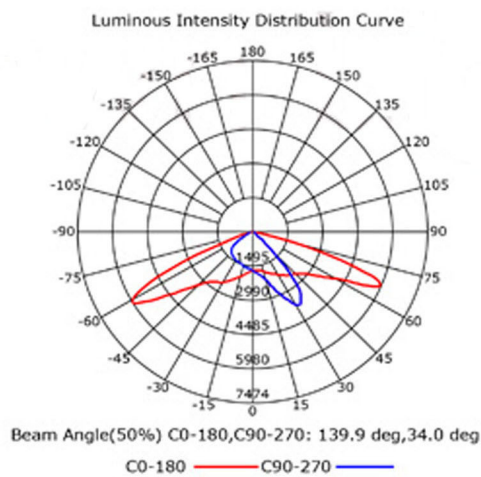
Globeled[®]
PHILIPPINES
Lighting for a brighter world



TECHNICAL SPECIFICATION

Power: 50W, 100W, 150W, 200W
 LED Chip: PHILIPS
 LED Driver: Meanwell
 Luminous Efficiency: 120lm/w
 IP Rating: IP65 Outdoor
 CRI: 80 ra
 Input Voltage: AC85~265V
 CCT: 2700K-3200K
 Light Color: Warm White
 Power Efficiency: >0.88
 Power Factor: >0.95
 Working Temperature: -30°~50°
 Beam Angle: 120°
 Life Span: 50,000 Life Hrs
 Main Material: Die Cast Aluminum
 Certifications: CE RoHS FCC

PHOTOMETRIC LIGHTING DIAGRAM



LED LIGHTING APPLICATION



EXPLOSION PROOF LED

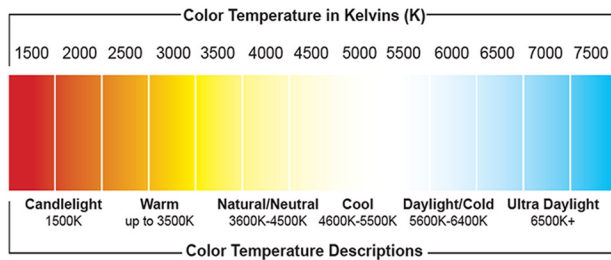
LED STREET LIGHT - EX-SL-Series

Globeled
PHILIPPINES
Lighting for a brighter world

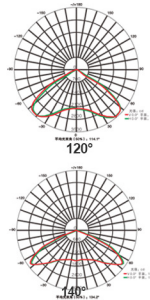


Model: EX-SL-Series
 Power: 60W | 80W | 100W | 120W | 160W | 200W | 240W
 LED Chip: US Bridgelux COB
 Life Span: 50,000 hrs
 Lumens: 100lm/w
 LED Driver: Taiwan Mean Well
 Input Voltage: 105-240VAC
 Frequency: 50Hz / 60Hz
 Light Color: Warm White/Cool White/Daylight
 CCT: 3000K/4000K/6500K
 IP Grade: IP66 Outdoor
 Anti Corrosion Grade: WF2
 Total Harmonic Current: <15%
 Insulation Grade: I
 Temperature Class: T6
 Power Factor: >0.98
 Beam Angle: 90°/60°/120°/140°
 Material: Aluminium Die Cast
 Lens: Tempered Glass
 Installation: Multi Directional Installation
 Storage Temperature: -40°C to +60°C
 Product Size (mm): 220x380x858
 Explosion Mark: II 2 G Ex d IIB T6 Gb, II 2 D
 Ex t IIIC T95°C Db

COLOR TEMPERATURE



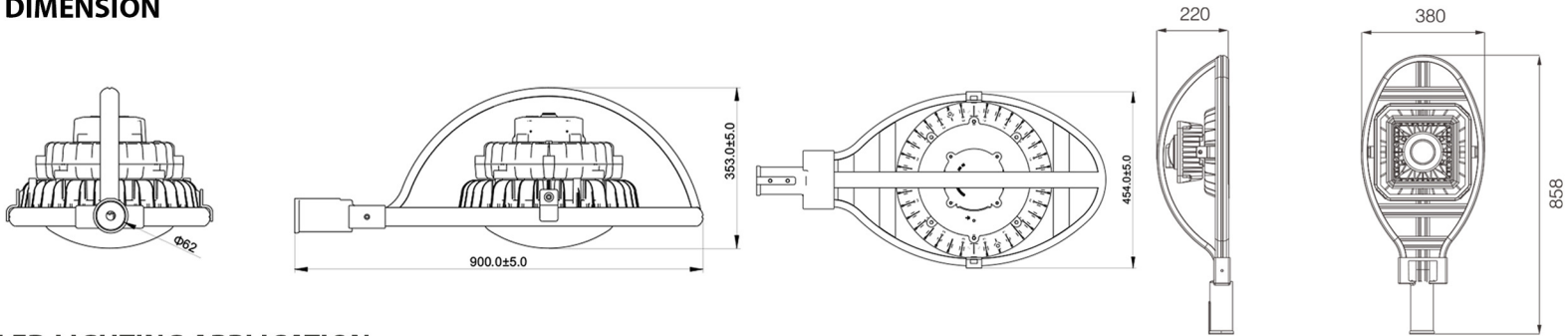
BEAM ANGLE



CERTIFICATION



DIMENSION



LED LIGHTING APPLICATION



GlobeLED Philippines reserves the right to make changes in specifications of any product at any time without prior notice and will not be liable for any consequences resulting from the use of this publication. Reproduction in whole or in part is prohibited without the prior written consent of the copyright owner.
 Tel: 8800-8181 | info@globeled.com.ph | www.globeled.com.ph | facebook.com/globeledph | Globe Asiatique Tower I, BONI-EDSA Mandaluyong City MM
 © 2024 GlobeLED Lightings Philippines Inc. All rights reserved.

EXPLOSION PROOF LED

Globeled[®]

PHILIPPINES
Lighting for a brighter world



FLOOD LIGHT
RCL SERIES



FLOOD LIGHT
EX-LFL-B



HIGH BAY
EX-HB-III



HIGH BAY
EX-HB-II



TUBE LIGHT
EX-LTL-B



TUBE LIGHT
EX-LTL-A



HIGH BAY
EX-HB-A



FLOOD LIGHT
RCL SERIES



FLOOD LIGHT
EX-LFL-A



EXIT LIGHT



EMERGENCY LIGHT
NIB-EX-EL



STREET LIGHT
EX-SL



EXPLOSION PROOF LED

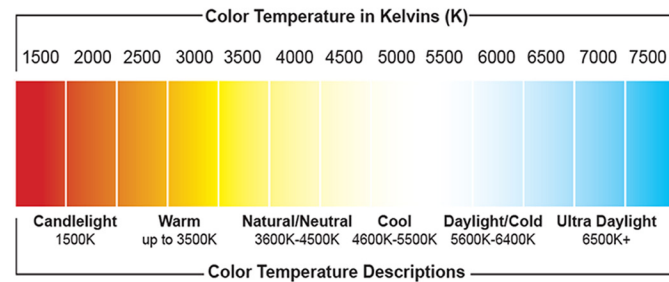
LED FLOOD LIGHT - EX-LFL-B-Series



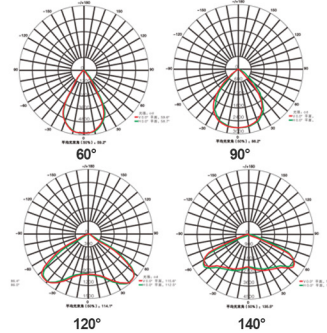
SPECIFICATIONS

Model: EX-LFL-A-Series
 Power: 20W | 30W | 40W | 50W | 60W | 80W | 100W | 120W
 LED Chip: US BRIDGELUX COB
 Life Span: 50,000 hrs
 Lumens: 100lm/w
 LED Driver: Taiwan Mean Well
 Input Voltage: AC220V 50/60HZ
 Output Voltage: 36VDC
 Frequency: 50Hz / 60Hz
 Light Color: Warm White/Cool White/Daylight
 CCT: 5000K/5500K
 IP Grade: IP66 Outdoor
 Anti Corrosion Grade: WF2
 Insulation Grade: I
 Temperature Class: T6
 Power Factor: >0.98
 Beam Angle: 90°/120°
 Material: Aluminium Die Cast
 Lens: Tempered Glass
 Installation: Multi Directional Installation
 Storage Temperature: -40 °C to +60 °C
 Product Size (mm): 290*290*320mm/380*380*380mm
 Explosion Mark: II 2 G Ex d IIB T6 Gb, II 2 D Ex t IIIC T80°C Db
 ATEX/CENEX APPROVAL

COLOR TEMPERATURE



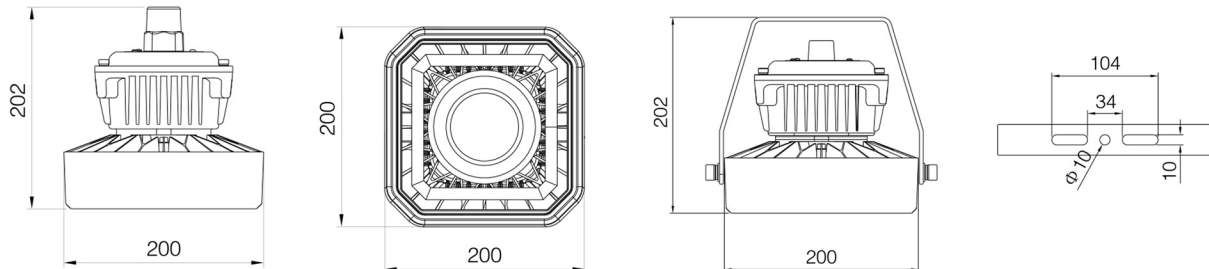
BEAM ANGLE



CERTIFICATION



DIMENSION



LED LIGHTING APPLICATION



EXPLOSION PROOF LED

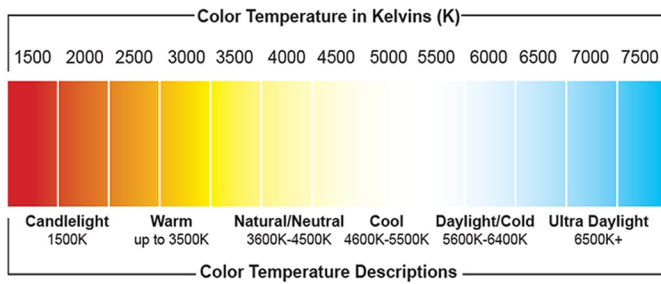
LED FLOOD LIGHT - EX-LFL-B-Series



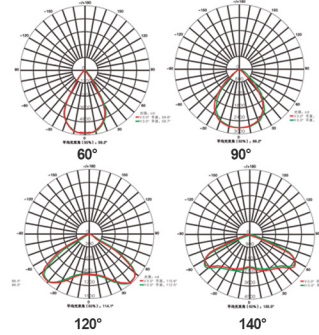
SPECIFICATIONS

Model: Flood Light EX-LFL-B-Series
 Power: 150W | 160W | 180W
 LED Chip: US BRIDGELUX COB
 Life Span: 50,000 hrs
 Lumens: 100lm/w
 LED Driver: Taiwan Mean Well
 Input Voltage: AC90-305V 50/60HZ
 Output Voltage: 36VDC
 Frequency: 50Hz / 60Hz
 Light Color: Warm White/Cool White/Daylight
 CCT: 5000K/5500K
 IP Grade: IP66 Outdoor
 Anti Corrosion Grade: WF2
 Total Harmonic Current: <15%
 Insulation Grade: I
 Temperature Class: T6
 Power Factor: >0.98
 Beam Angle: 90°/120°
 Material: Aluminium Die Cast
 Lens: Tempered Glass
 Installation: Multi Directional Installation
 Storage Temperature: -40°C to +60°C
 Product Size (mm): 350x350x250mm
 Explosion Mark: Ex d II B T5 Gb, Ex tD A21, T95°C
 CENEX APPROVAL

COLOR TEMPERATURE



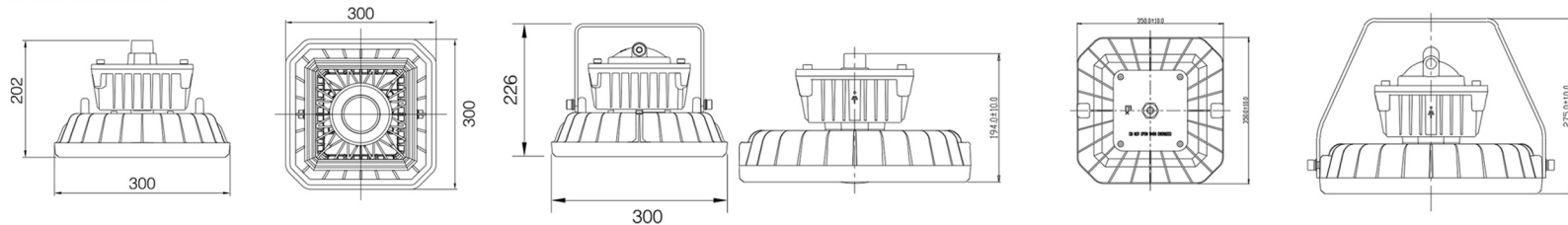
BEAM ANGLE



CERTIFICATION



DIMENSION



LED LIGHTING APPLICATION



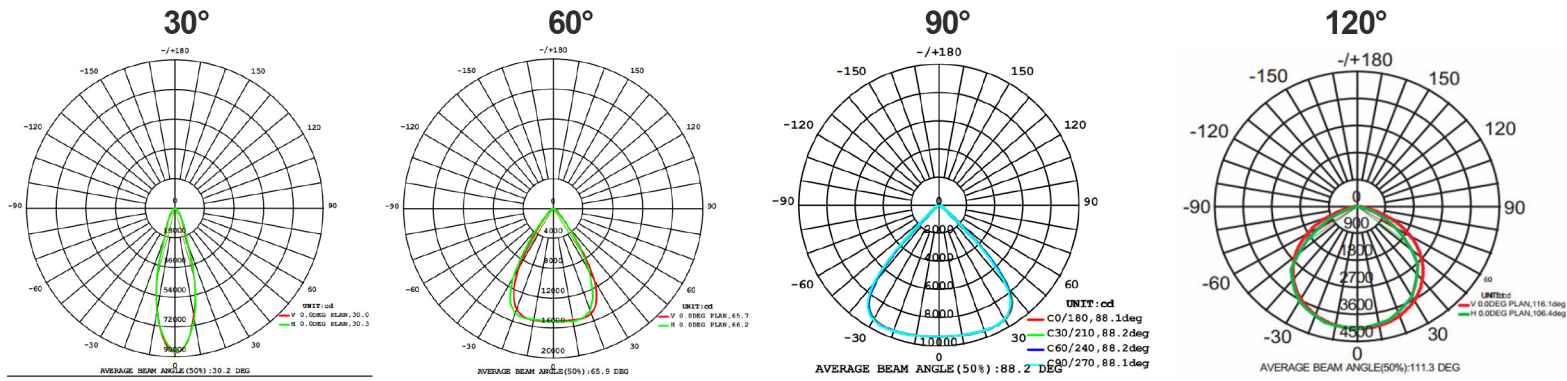
EXPLOSION PROOF LED FLOOD LIGHT - RLC SERIES 60W-400W



SPECIFICATIONS

Power: 60W / 80W / 100W / 120W / 150W / 180W / 200W / 300W / 400W
 Lumens: 140lm/w
 Life Span: 50,000 hrs
 Input Voltage: AC100-277V 50/60HZ
 Frequency: 50Hz / 60Hz
 Light Color: Warm White/Cool White/Daylight
 CCT: 3000K/4000K/6000K
 IP Grade: IP66 Outdoor
 Anti Corrosion Grade: WF2
 Insulation Grade: I
 Temperature Class: T6
 Power Factor: >0.98
 Beam Angle: 90°/120°/60°/30°
 Material: Aluminium Die Cast
 Lens: Tempered Glass
 Installation: Multi Directional Installation
 Storage Temperature: -40°C to +60°C
 Product Size(mm):
 60W-200W: L352*W252*H125 KG: 10.5kg
 300W-400W: L372*W476*H601 KG: 23.5
 Housing Color: Silver/Orange
 Classification Rating:
 Class I, Division I, Group C,D
 Class I, Division 2, Group A,B,C,D
 Class 2, Division 2, Group E,F,G
 Class III
 Zone 1, Zone 2, Zone 21, Zone 22, Zone 11
 ATEX/IECEx APPROVAL

BEAM ANGLE / LIGHTING DISTRIBUTION PATERN



LED LIGHTING APPLICATION



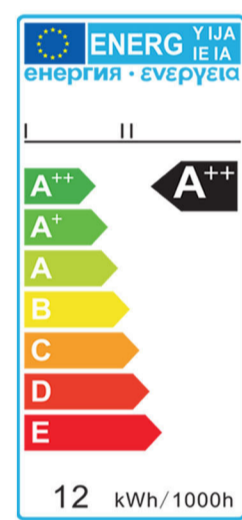
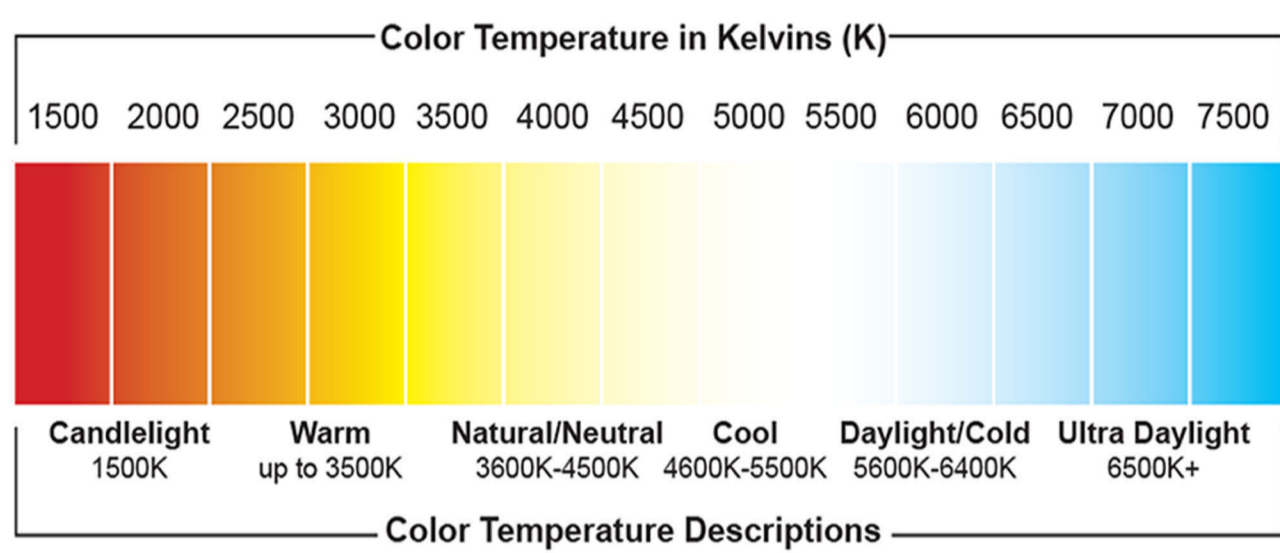
GlobeLED Philippines reserves the right to make changes in specifications of any product at any time without prior notice and will not be liable for any consequences resulting from the use of this publication. Reproduction in whole or in part is prohibited without the prior written consent of the copyright owner.
 Tel: 8800-8181 | info@globeled.com.ph | www.globeled.com.ph | facebook.com/globeledph | Globe Asiatique Tower I, BONI-EDSA Mandaluyong City MM
 © 2024 GlobeLED Lightings Philippines Inc. All rights reserved.

EXPLOSION PROOF LED HIGH BAY SERIES: EX-HB-I, II, III

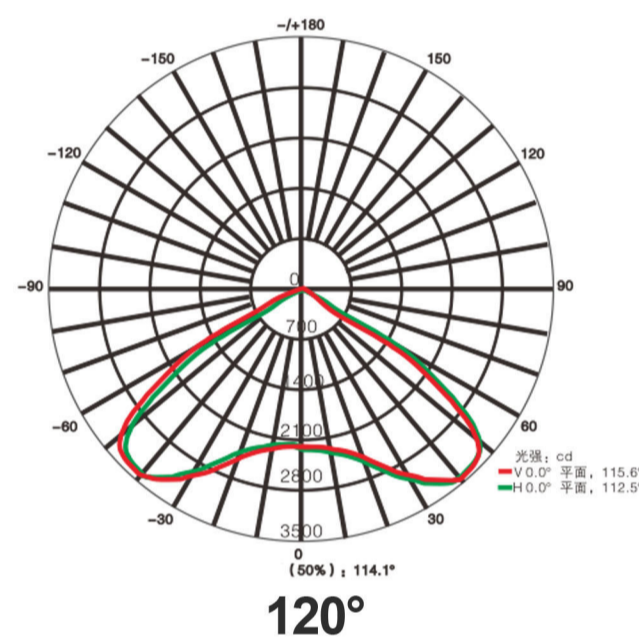


Model: EX-HB-I, EX-HB-II, EX-HB-III Series
 Power: 20W|30W|50W|60W|70W|80W|100W|120W|150W|180W|200W
 LED Chip: CREE XTE
 Life Span: 50,000 hrs
 Lumens: 100lm/w
 LED Driver: Taiwan Mean Well
 Input Voltage: AC220-240V 50/60HZ
 Output Voltage: 36VDC
 Frequency: 50Hz / 60Hz
 Light Color: Warm White/Cool White/Daylight
 CCT: 3000K/4000K/6500K
 IP Grade: IP66 Outdoor
 Anti Corrosion Grade: WF2
 Total Harmonic Current: <15%
 Insulation Grade: I
 Temperature Class: T6
 Power Factor: >0.98
 Beam Angle: 90°/60°/120°/140°
 Material: Aluminum Die Cast
 Lens: Tempered Glass
 Installation: Multi Directional Installation
 Storage Temperature: -40° to +60°
 Product Size (mm):
 EX-HB-I: 220*220*225
 EX-HB-II: 300*300*286
 EX-HB-III: 400*400*304
 Explosion Mark: II2GD Ex db e IIC T6 Gb Ex tb IIIC T80 / T95 / T130 Db

COLOR TEMPERATURE



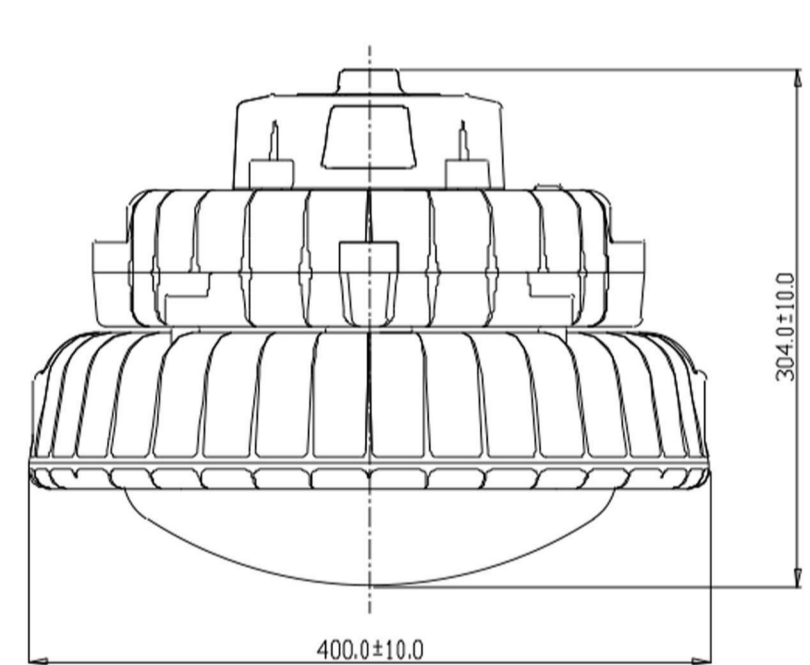
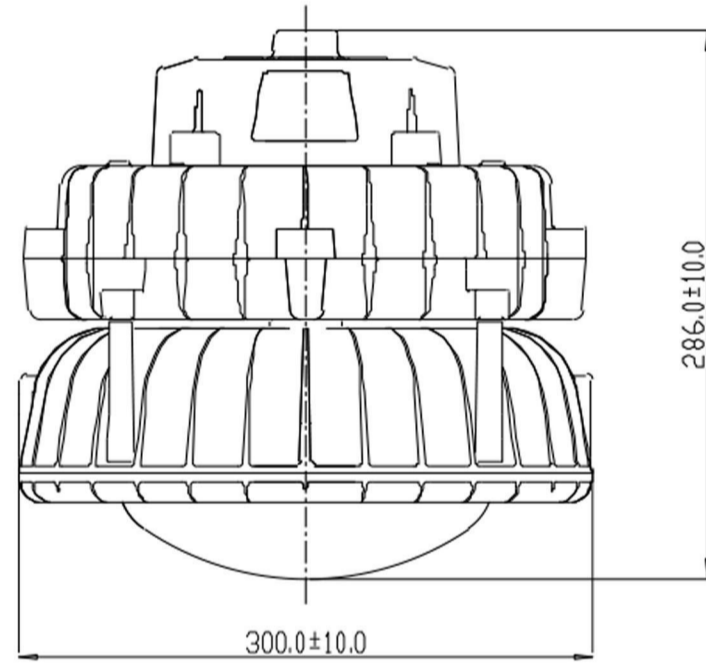
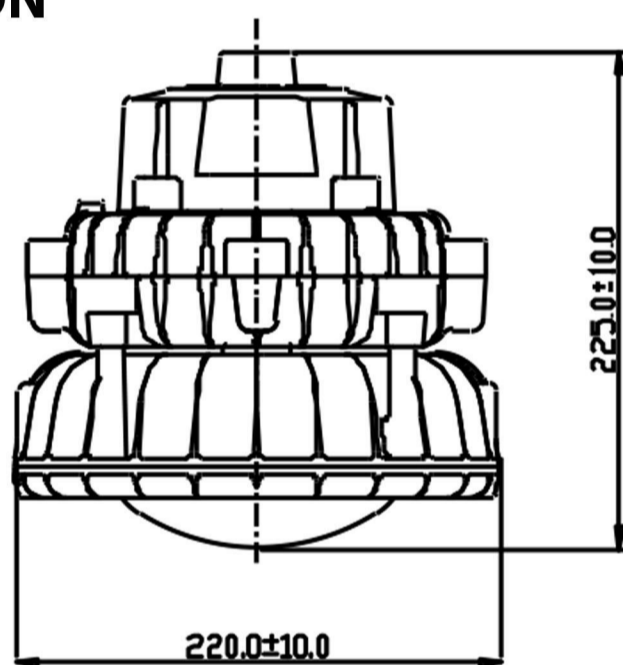
BEAM ANGLE



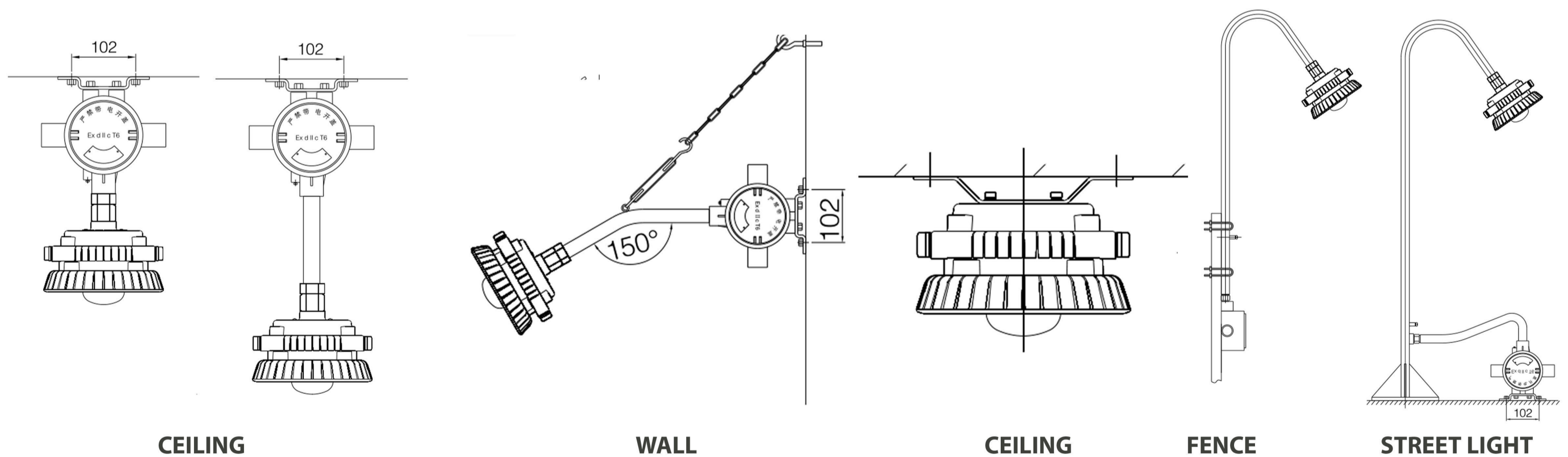
CERTIFICATION



DIMENSION



INSTALLATION



LED LIGHTING APPLICATION

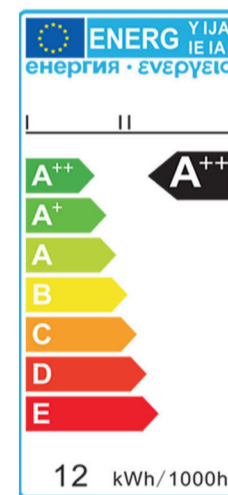
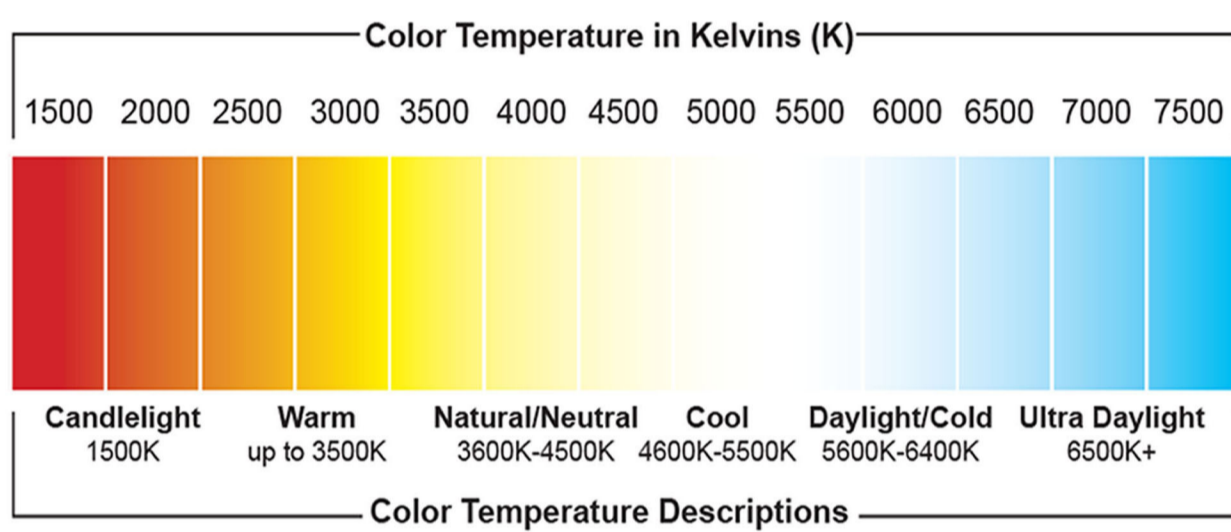


EXPLOSION PROOF LED HIGH BAY LIGHT - EX-HB-A-Series

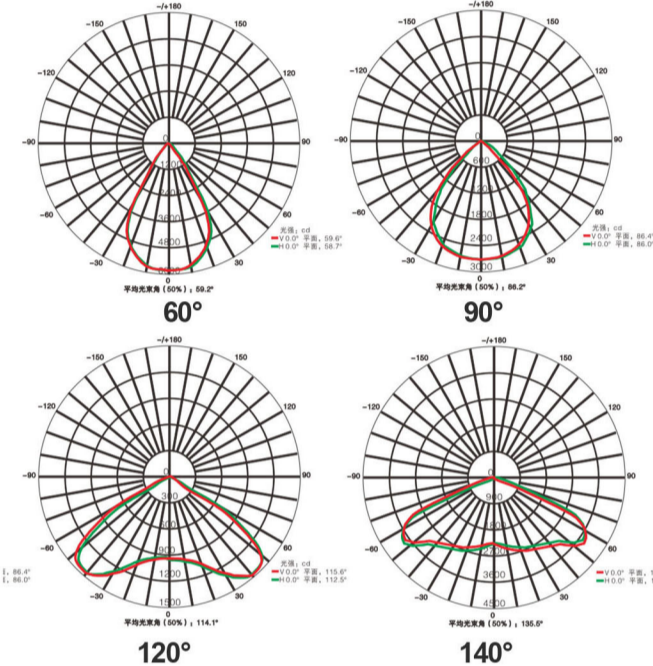


Model: EX-HB-A Series
 Power: 10W, 15W, 20W, 25W, 30W
 LED Chip: Bridgelux COB
 Life Span: 50,000 hrs
 Lumens: 100lm/w
 LED Driver: Taiwan Mean Well
 Input Voltage: AC120-277V/AC90-305V
 Frequency: 50Hz / 60Hz
 Light Color: Warm White/Cool White/Daylight
 CCT: 3000K/4000K/6500K
 IP Grade: IP66 Outdoor
 Anti Corrosion Grade: WF2
 Power Factor: >0.95
 Beam Angle: 60°/90°/120°/140°
 Material: Aluminum Die Cast
 Lens: Tempered Glass
 Storage Temperature: -30° to +55°
 Installation: Multi Directional Installation
 Product Size (mm): 195mmX195mmX146mm
 Weight: 3KG
 Explosion Mark: Class 1, Division 2, Groups A, B, C & D
 Ex d IIC T6 Gb DIP A20, TA T6

COLOR TEMPERATURE



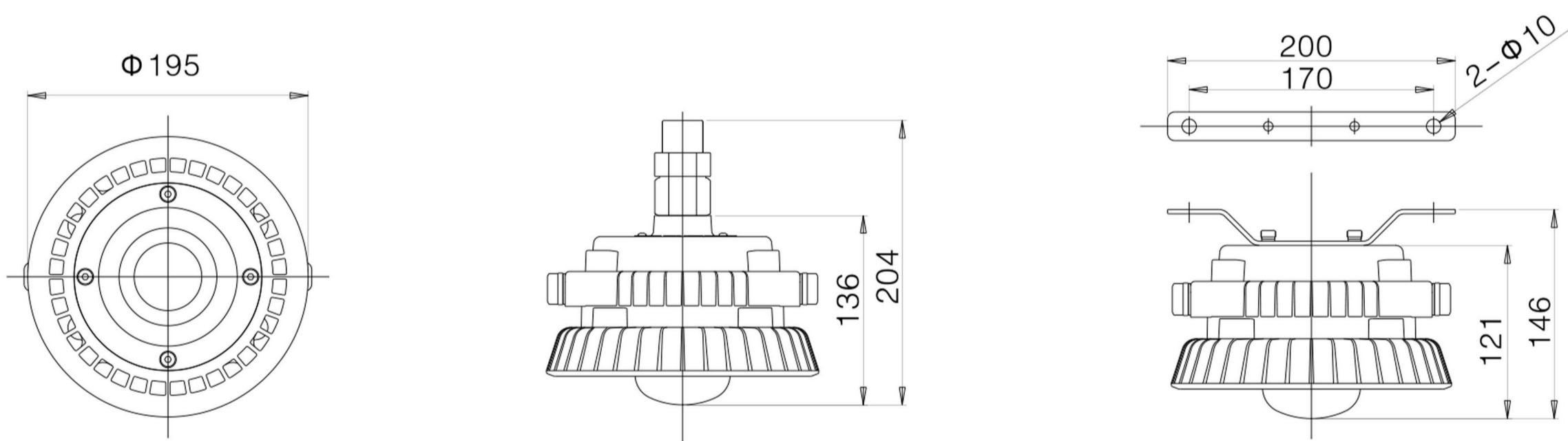
BEAM ANGLE



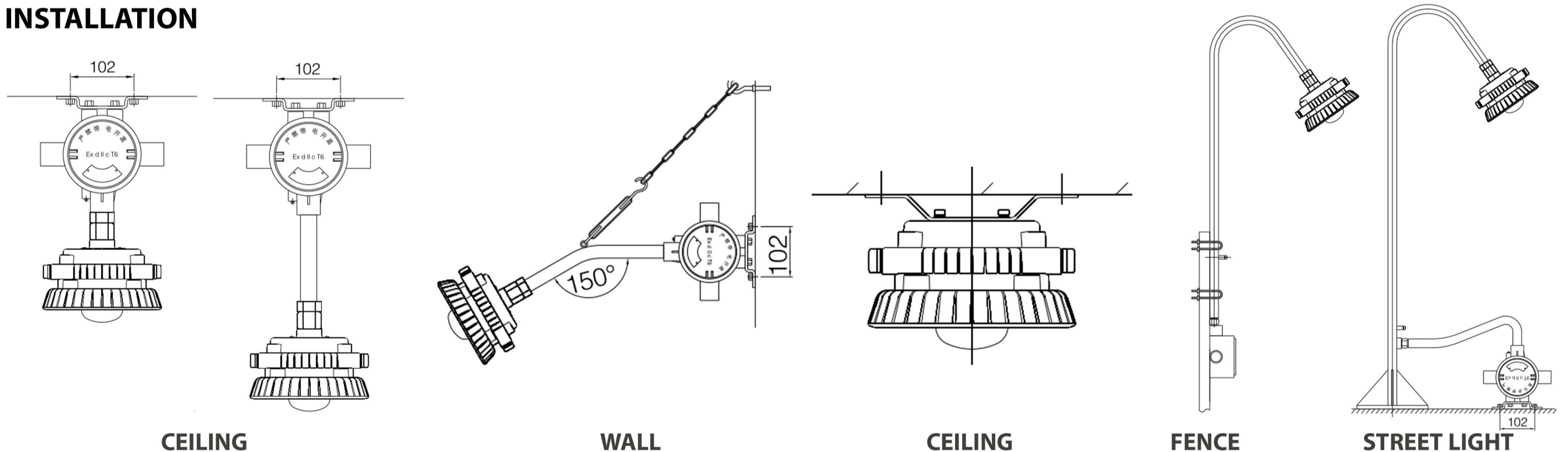
CERTIFICATION



DIMENSION



INSTALLATION



LED LIGHTING APPLICATION



EXPLOSION PROOF LED

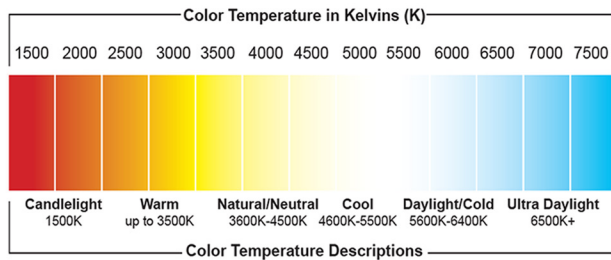
LED STREET LIGHT - EX-SL-Series

Globeled
PHILIPPINES
Lighting for a brighter world

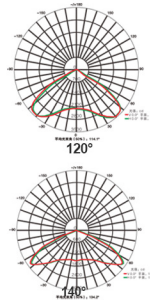


Model: EX-SL-Series
 Power: 60W | 80W | 100W | 120W | 160W | 200W | 240W
 LED Chip: US Bridgelux COB
 Life Span: 50,000 hrs
 Lumens: 100lm/w
 LED Driver: Taiwan Mean Well
 Input Voltage: 105-240VAC
 Frequency: 50Hz / 60Hz
 Light Color: Warm White/Cool White/Daylight
 CCT: 3000K/4000K/6500K
 IP Grade: IP66 Outdoor
 Anti Corrosion Grade: WF2
 Total Harmonic Current: <15%
 Insulation Grade: I
 Temperature Class: T6
 Power Factor: >0.98
 Beam Angle: 90°/60°/120°/140°
 Material: Aluminium Die Cast
 Lens: Tempered Glass
 Installation: Multi Directional Installation
 Storage Temperature: -40°C to +60°C
 Product Size (mm): 220x380x858
 Explosion Mark: II 2 G Ex d IIB T6 Gb, II 2 D Ex t IIIC T95°C Db

COLOR TEMPERATURE



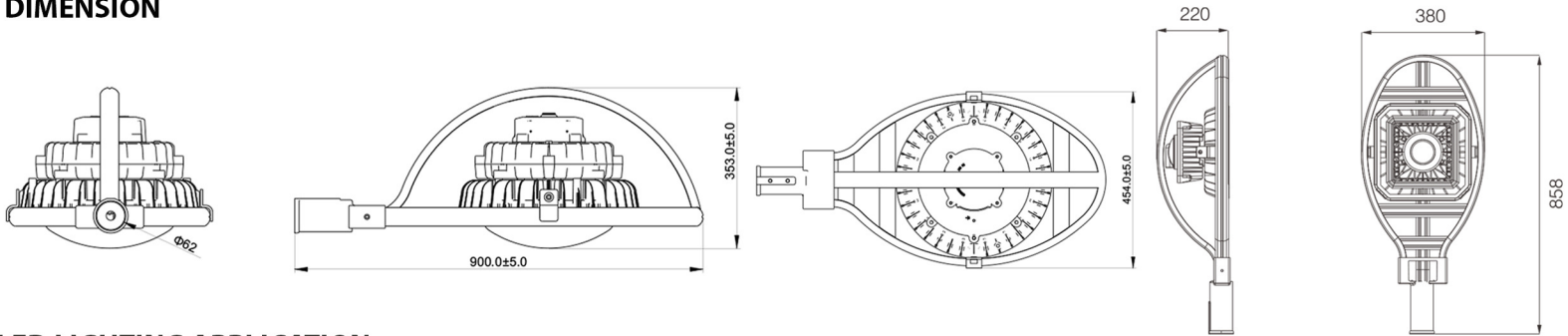
BEAM ANGLE



CERTIFICATION



DIMENSION




LED LIGHTING APPLICATION



GlobeLED Philippines reserves the right to make changes in specifications of any product at any time without prior notice and will not be liable for any consequences resulting from the use of this publication. Reproduction in whole or in part is prohibited without the prior written consent of the copyright owner.
 Tel: 8800-8181 | info@globeled.com.ph | www.globeled.com.ph | facebook.com/globeledph | Globe Asiatique Tower I, BONI-EDSA Mandaluyong City MM
 © 2024 GlobeLED Lightings Philippines Inc. All rights reserved.

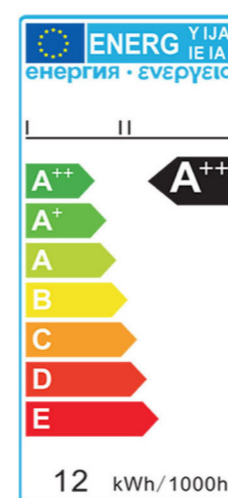
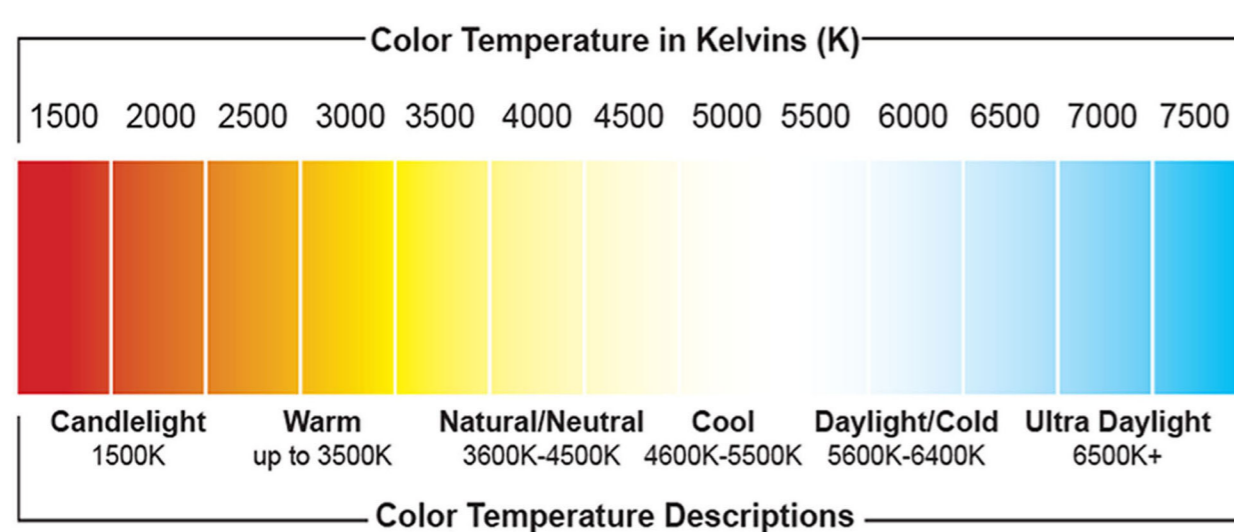
EXPLOSION PROOF LED LED Tube Light - EX-LTL-A-Series

Globeled
PHILIPPINES
Lighting for a brighter world

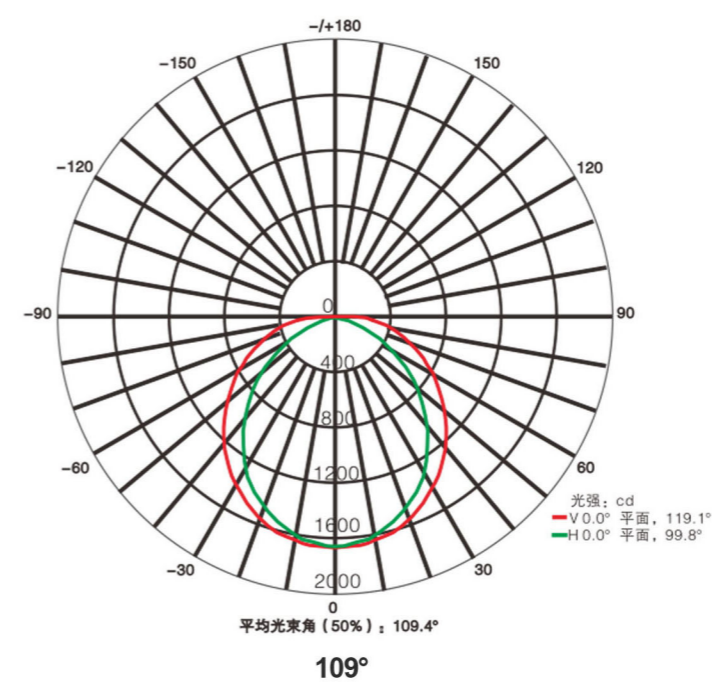


LED Tube Light - EX-LTL-A-Series
 Power: 20W, 40W, 60W
 LED Chip: Bridgelux
 Life Span: 40,000 hrs
 Lumens: 100lm/w
 Input Voltage: 105-240VAC
 Frequency: 50Hz / 60Hz
 Light Color: Warm White/Daylight
 CCT: 3000K/6500K
 IP Grade: IP65 Outdoor
 Anti Corrosion Grade: WF2
 Power Factor: >0.98
 Beam Angle: 120°
 Material: Aluminium Base + High Quality PC
 Storage Temperature: -40°C to +60°C
 Product Size (mm):
 20W: L708XW132XH90.5mm
 40W: L1315XW132XH90.5mm
 60W: L1315XW132XH90.5mm
 Explosion Mark: 2 G D Ex ec IIC T6 Gb, Ex tc IIC T80°C Dc
 Impact Resistant, Hot resistant, Corrosion Resistant
 Waterproof, Dust Proof, Corrosion-Resistant

COLOR TEMPERATURE



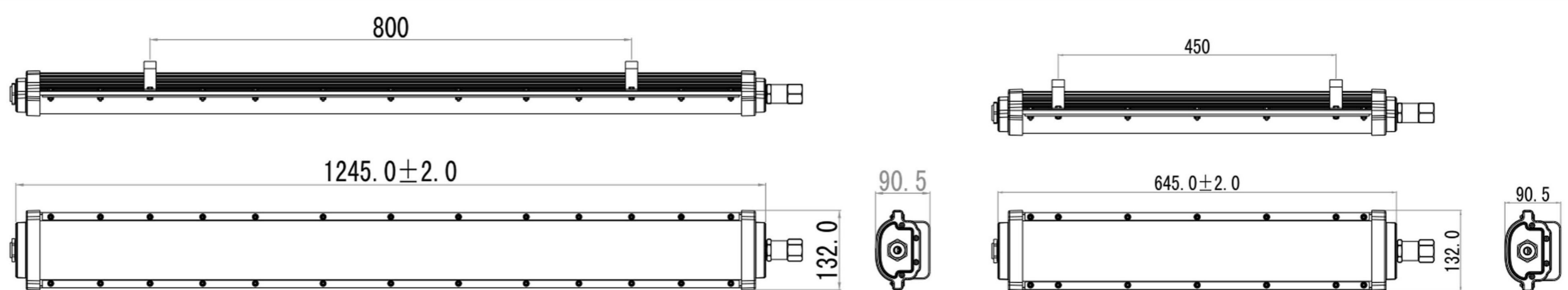
BEAM ANGLE



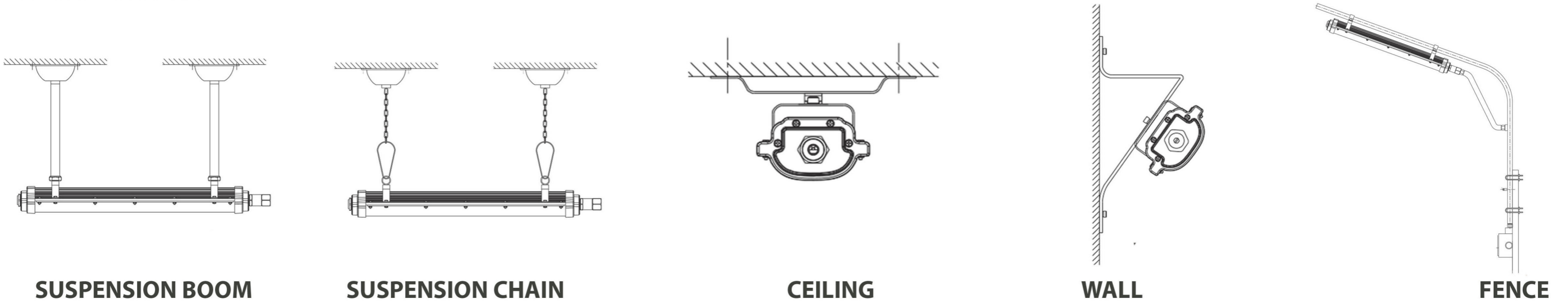
CERTIFICATION



DIMENSION



INSTALLATION



LED LIGHTING APPLICATION



EXPLOSION PROOF LED

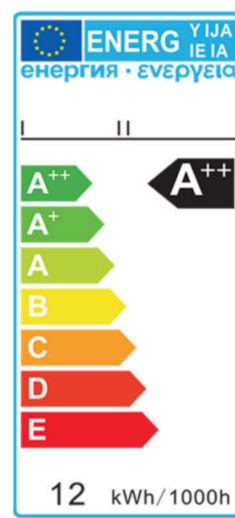
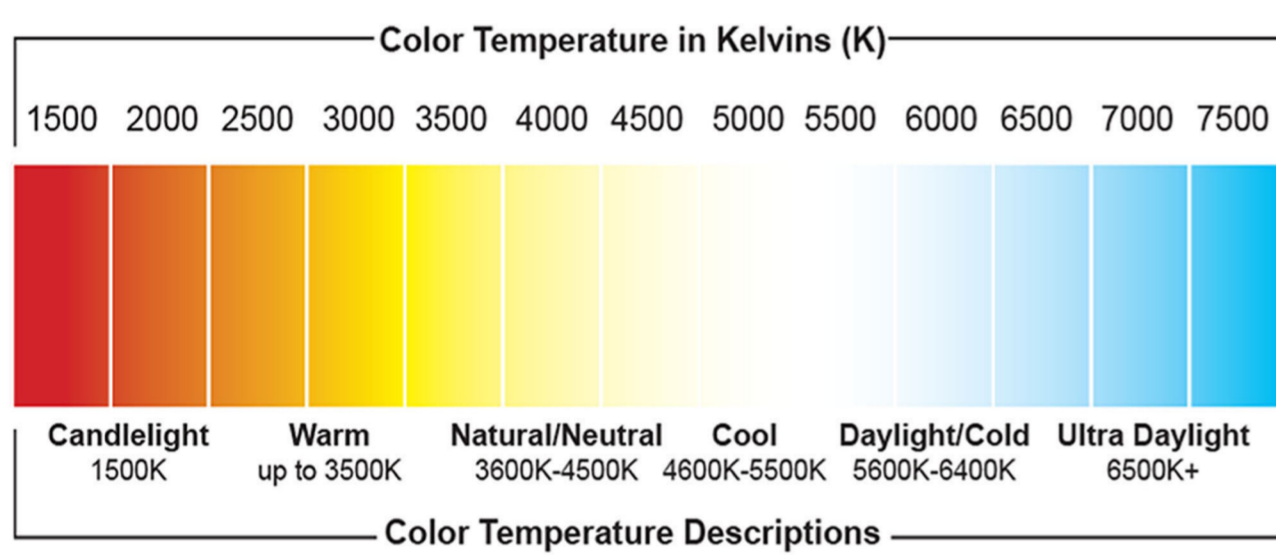
LED TUBE EX-LTL-B

Globeled
PHILIPPINES
Lighting for a brighter world



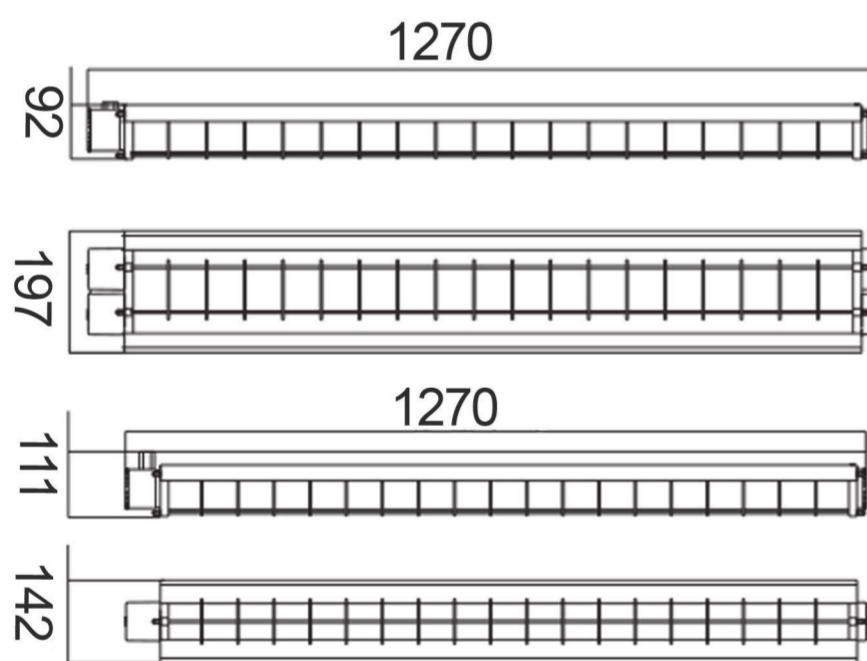
LED Tube Light - EX-LTL-B
 Power: 1x18W, 1x20W, 2x18W, 2x20W
 LED Chip: Epistar
 Life Span: 40,000 hrs
 Lumens: 100lm/w
 Input Voltage: AC90-265V
 Frequency: 50Hz / 60Hz
 Light Color: Warm White/Cool White/Daylight
 CCT: 3000K/5000K/6500K
 IP Grade: IP65 Outdoor
 Anti Corrosion Grade: WF2
 Power Factor: >0.98
 Beam Angle: 120°
 Material: Aluminium Base + High Quality PC
 Storage Temperature: -40°C to +60°C
 Product Size (mm):
 Single: 111x142x1270mm
 Double: 92x197x1270mm
 Explosion Mark: Exd II BT6 Gb, Exd II
 CT6 Gb, DIP A21 TA, T6
 G3B3836.1, GB3836.2, GB12476.1,
 IEC60079-0, IEC60079-1
 IEC61241-1, EN60079-0, EN60079-1, EN61241-1
 Impact Resistant, Hot resistant, Corrosion Resistant
 Waterproof, Dust Proof, Corrosion-Resistant

COLOR TEMPERATURE




CERTIFICATION

DIMENSION

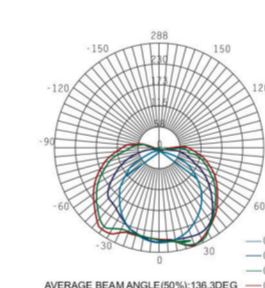


LUMINOUS INSTENSITY


1x20W AVERAGE AND CENTER E FIGURE



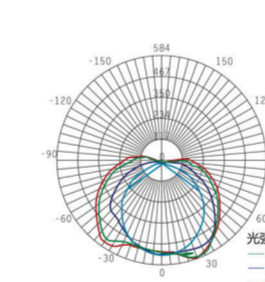
1x20W LUMINOUS INTENSITY DISTRIBUTION



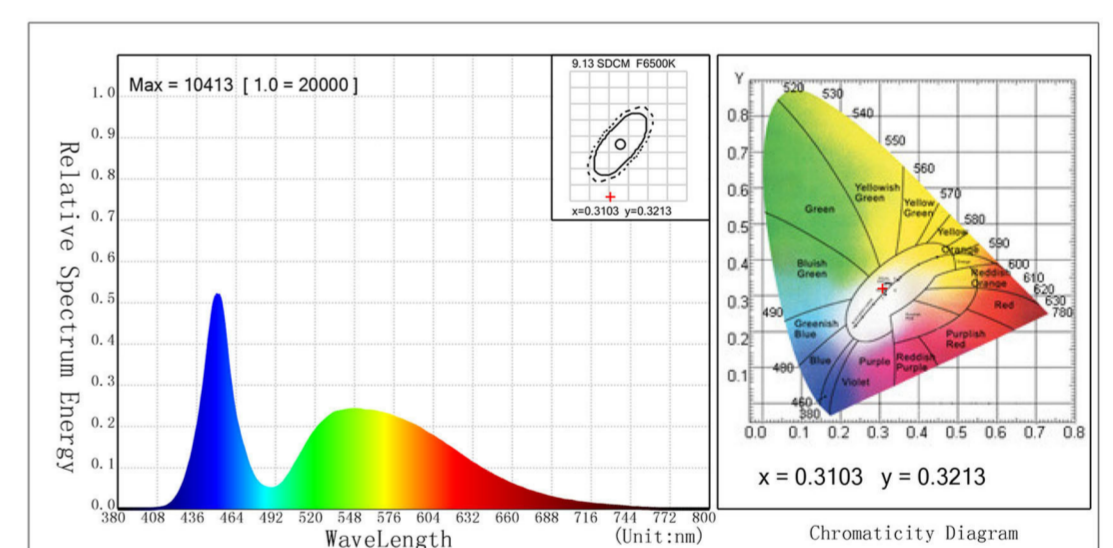
2x20W AVERAGE AND CENTER E FIGURE



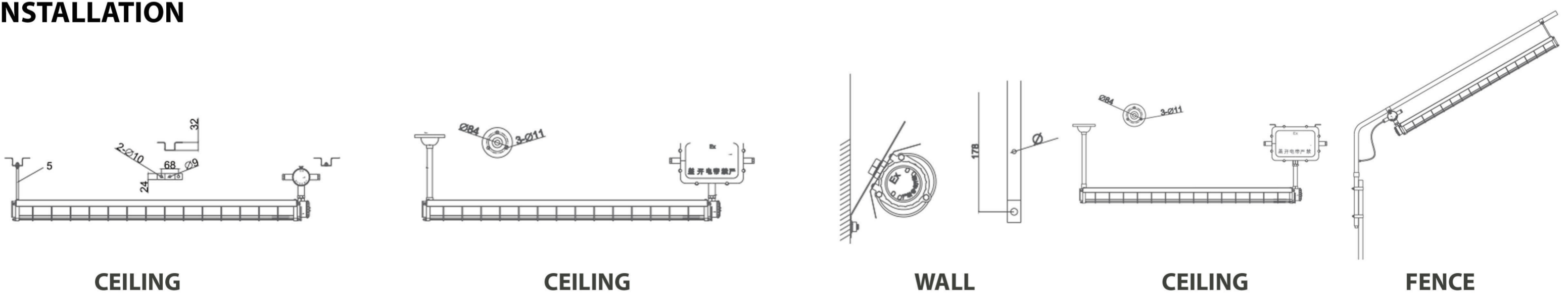
2x20W LUMINOUS INTENSITY DISTRIBUTION



RELATIVE SPECTRAL ENERGY DISTRIBUTION



INSTALLATION



LED LIGHTING APPLICATION



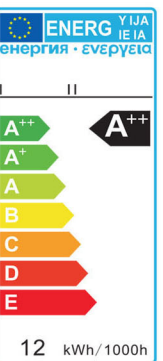
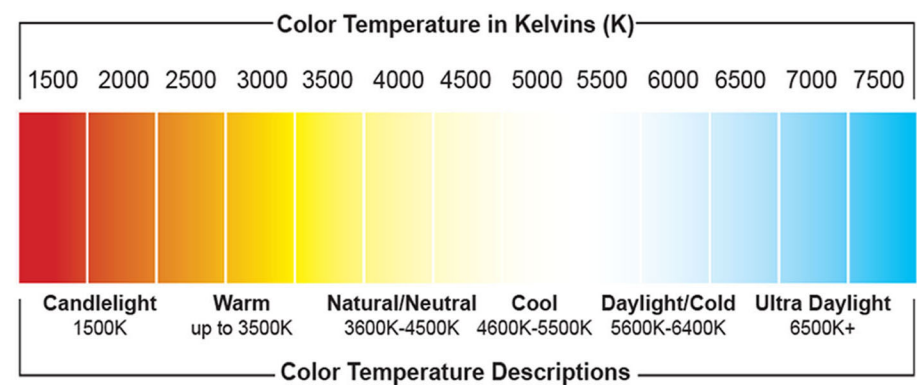
EXPLOSION PROOF LED LED EXIT LIGHT



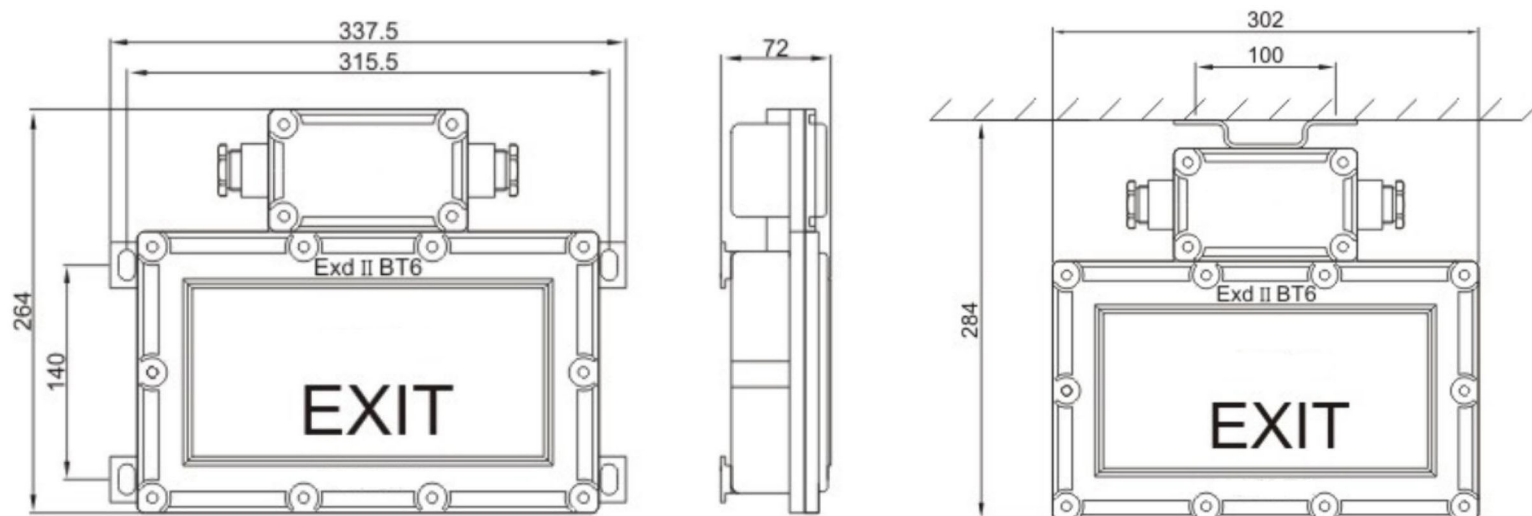
Power: 3W
 LED Chip: US BRIDGELUX COB SERIES
 Life Span: 50,000 hrs
 Lumens: 100lm/w
 LED Driver: Taiwan Mean Well
 Input Voltage: AC90-305V 50/60HZ
 Output Voltage: 36VDC
 Frequency: 50Hz / 60Hz
 Light Color: Warm White/Cool White/Daylight
 CCT: 5000K/5500K
 IP Grade: IP65 Outdoor
 Anti Corrosion Grade: WF2
 Zone 1 and Zone 2
 IIA, IIB, IIC
 20 zone, 21 zone, 22 zone
 Power Factor: >0.98
 Beam Angle: 90°/120°
 Material: Aluminium Die Cast
 Lens: Tempered Glass
 Installation: Wall Mounted
 Storage Temperature: -40°C to +60°C
 Product Size (mm): 337.5x264x72mm
 Explosion Mark: Ex d IIB T6 Gb, DIP A21 TA, T6



FCC **RoHS** **CE** **Hg 0%**
Mercury Free



DIMENSION



APPLICATION



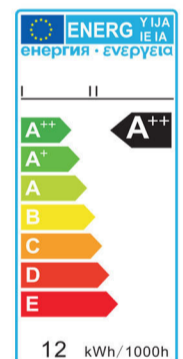
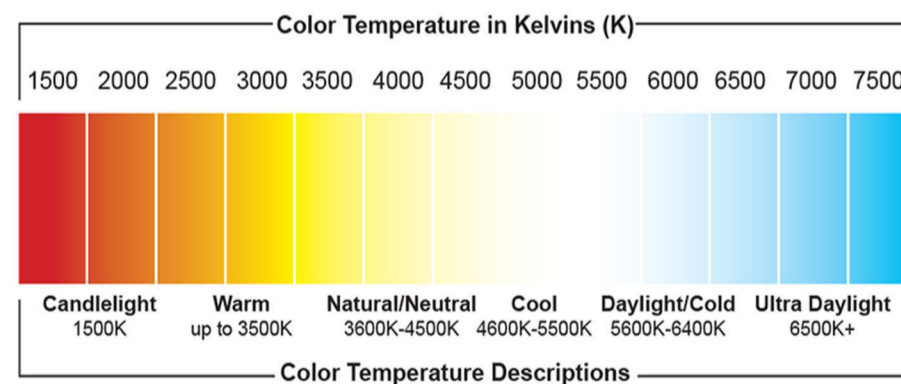
EXPLOSION PROOF LED

LED EMERGENCY LIGHT - NIB-EX-EL-2x3W


Globeled
PHILIPPINES
Lighting for a brighter world



Power: 2x3W
 LED Chip: Bridgelux
 Life Span: 40,000 hrs
 Input Voltage: 220v AC
 Frequency: 50Hz / 60Hz
 Light Color: Warm White/Daylight
 CCT: 3000K/6500K
 IP Grade: IP66 Outdoor
 Power Factor: >0.98
 Beam Angle: 120°
 Material: Aluminium Base + High Quality PC
 Storage Temperature: -40°C to +60°C
 Product Size: 280x255x140mm
 Class: Class 1 & 2
 Anti Corrosion Grade: WF2/WF1
 Certificate Approval: CNEX
 Storage Temperature: -10C to +40C
 Explosion-Proof Grade: Exd II CT6 GB, Exd II BT6 GB DIP A21 TA T4
 Impact Resistant, Hot Resistant, Corrosion Resistant
 Waterproof, Dust Proof, Corrosion-Resistant
 Weatherproof & Explosion Proof
 3 Years Warranty



LED LIGHTING APPLICATION



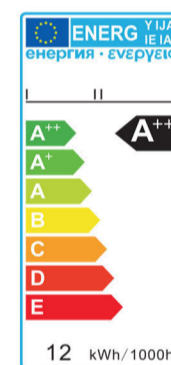
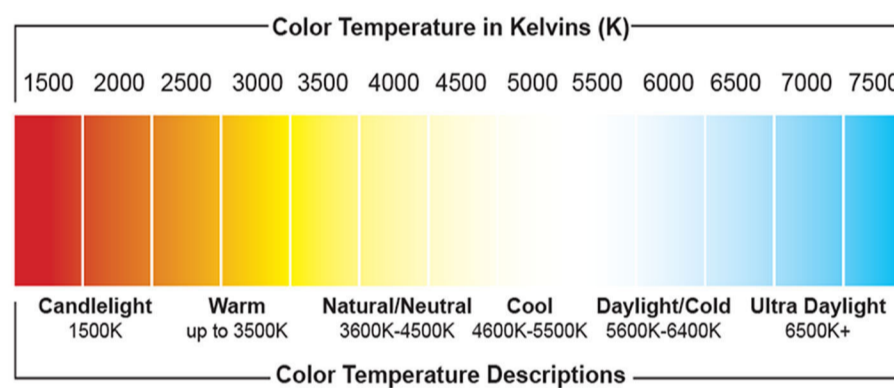
BULKHEAD EMERGENCY LIGHT

Globeled
PHILIPPINES
Lighting for a brighter world

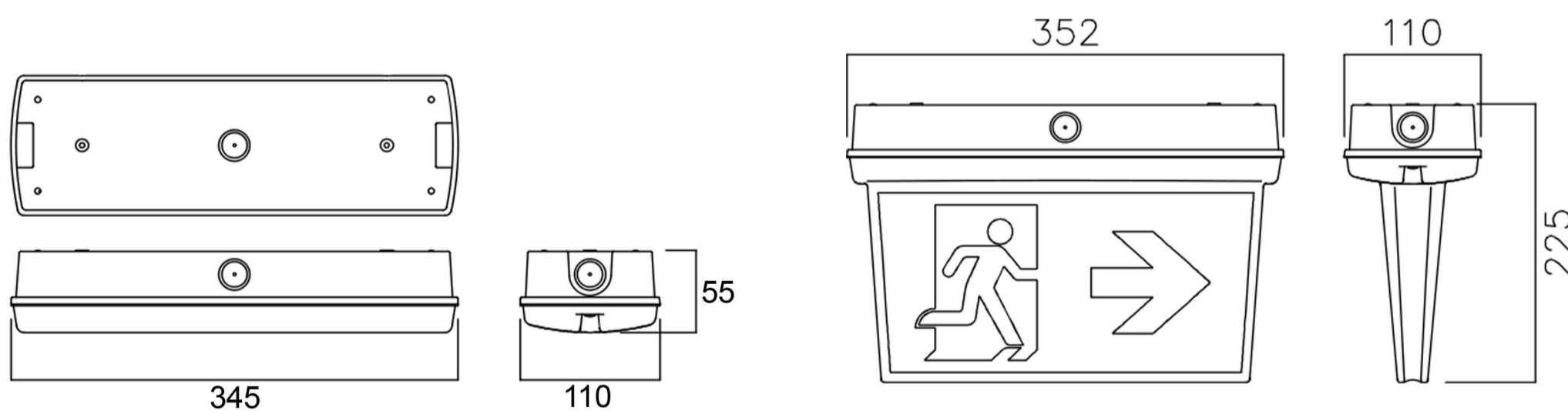


Power: 8W
 Emergency power: 6W
 Battery: li-ion 18650 3.7 V 5200mAh
 Input Voltage: AC85-265V
 Charging Time: >12hours
 Emergency Luminous Flux: 650lm
 Emergency time: 6 hours
 Color Temperature: 6000-6500K
 Non Maintained/Maintained
 IP Grade: IP65
 Material: ABS
 Size: 345*55*110mm

FCC **RoHS** **€** **Hg 0%**
Mercury Free



DIMENSION



APPLICATION

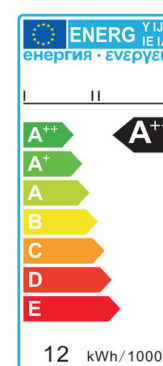
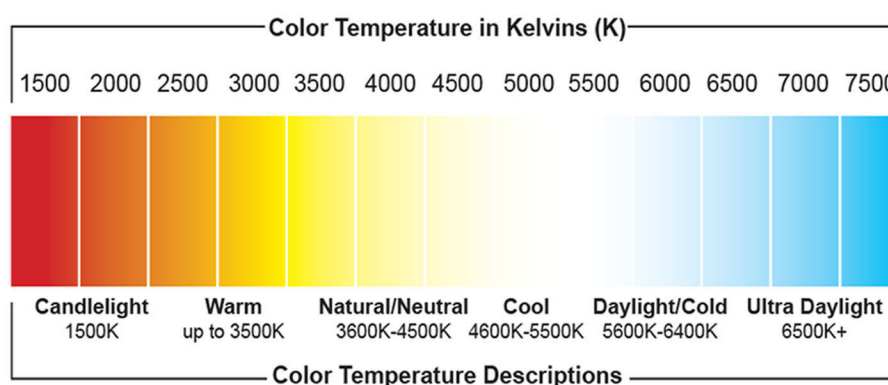


EMERGENCY LIGHT

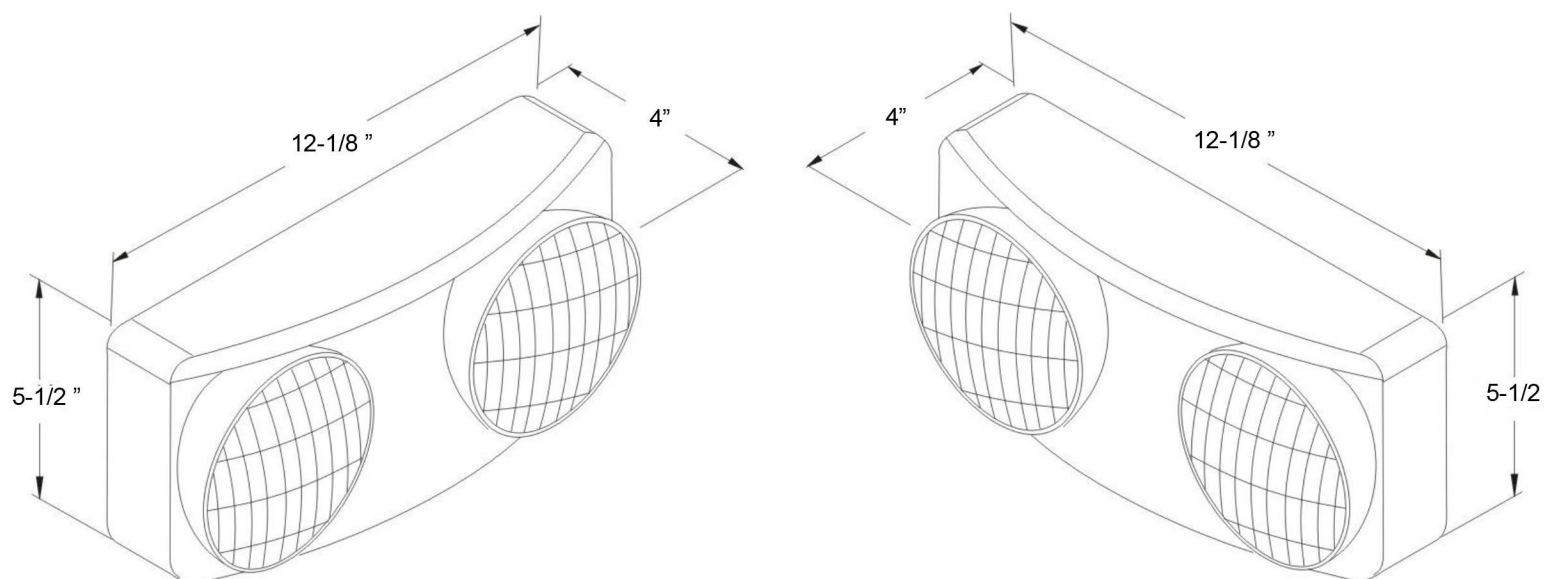


Power: 3 watts
LED Chip: Taiwan Epistar
CCT(K): 6500/3000
Power Consumption: 3VA
Battery: SLA 6V 4.5AH
Emergency Duration: 4Hours
Recharge Period: 24 Hours
Main Supply: 230V AC 50/60HZ
Weight: .85Kg
Housing Material:
ABS+PC with Fireretardant Properties

FC CE
RoHS
Hg 0%
Mercury Free



DIMENSION



APPLICATION

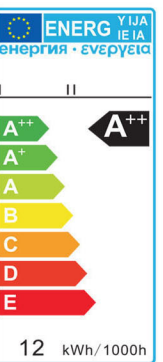
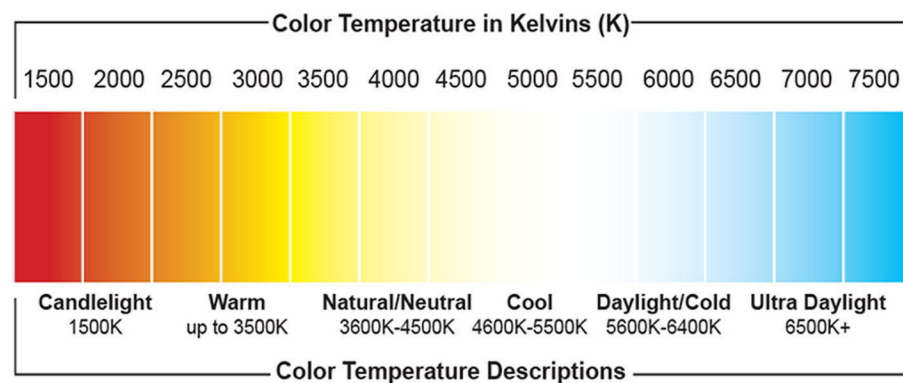


LED EXIT LIGHT

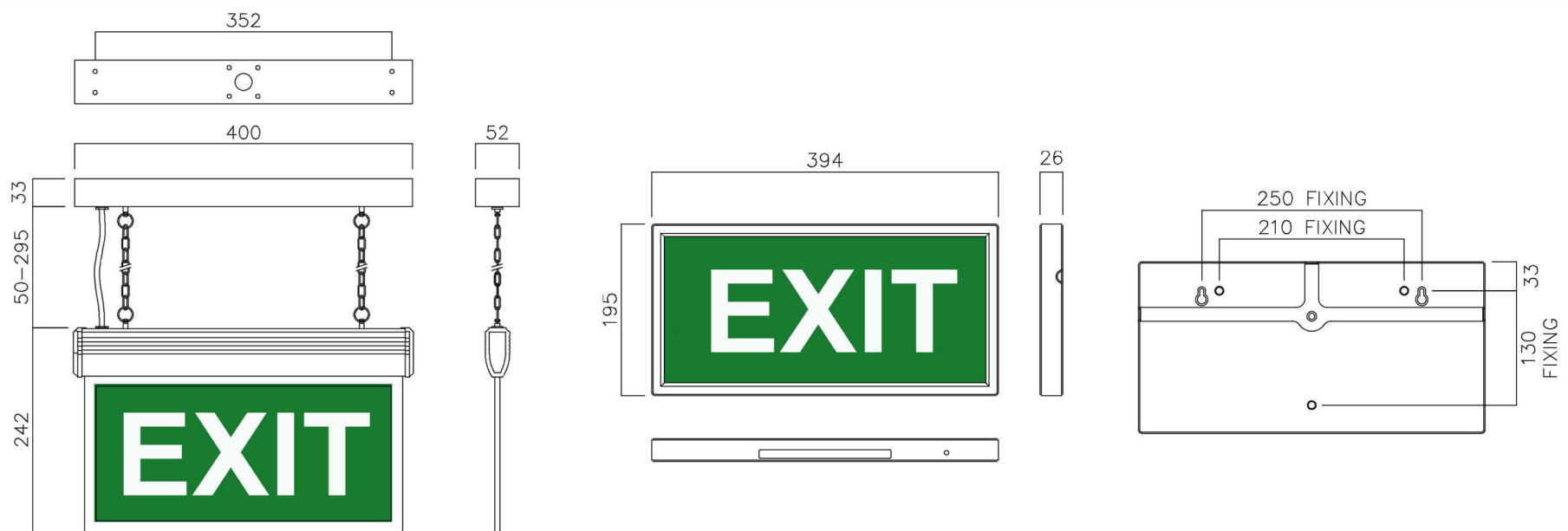


Product: LED Exit Light
Light Color: Green
Material: Acrylic
Working Voltage: AC 220-240V
IP Grade: IP20
Phase Type: Double
Application: Indoor
Installation: Surface

FCC **RoHS** **CE** **Hg 0%**
Mercury Free



DIMENSION



APPLICATION



COB TRACK LIGHT

Globeled[®]
PHILIPPINES
Lighting for a brighter world



MATERIAL


DIE CAST ALUMINUM



Energy Saver



Eco Friendly



HOUSING COLOR

BLACK/WHITE



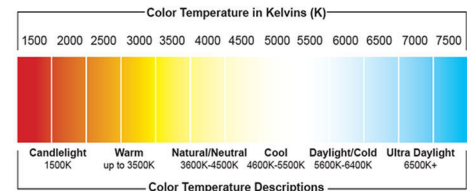
Best Quality



Cost Efficient



**COB
LED CHIP**




SPECIFICATIONS



WATTAGE	VOLTAGE	CRI	PF	LUMEN	CCT	BEAM ANGLE	IP GRADE	LIFE SPAN	SIZE
10w	100-240V	>85	>0.9	800lm	3000/4000/6000	30/45°	IP64	40,000 hrs	Φ50*H80mm
20w	100-240V	>85	>0.9	1600lm	3000/4000/6000	30/45°	IP64	40,000 hrs	Φ90XH255mm
25w	100-240V	>85	>0.9	2000lm	3000/4000/6000	30/45°	IP64	40,000 hrs	Φ90XH255mm
30w	100-240V	>85	>0.9	2400lm	3000/4000/6000	30/45°	IP64	40,000 hrs	Φ90XH255mm
35w	100-240V	>85	>0.9	2800lm	3000/4000/6000	30/45°	IP64	40,000 hrs	Φ90XH255mm
40w	110-240V	>85	>0.9	3200lm	3000/4000/6000	30/45°	IP64	40,000 hrs	Φ100XH160mm

Update your Track lighting system with our GlobeLED Track Light. The Track LED swivels and can be adjusted to point light just where you need it. Offer directional lighting to your home with this Track LED featuring energy efficient LEDs with a 3000K and 6500K color temperature.



SMD TRACK LIGHT

Globeled[®]
PHILIPPINES
Lighting for a brighter world



MATERIAL


DIE CAST ALUMINUM



Energy Saver



Eco Friendly



HOUSING COLOR

BLACK/WHITE



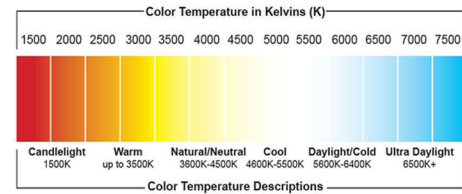
Best Quality



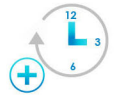
Cost Efficient



**SMD
LED CHIP**




SPECIFICATIONS



WATTAGE	SIZE	VOLTAGE	CRI	PF	LUMEN	CCT	BEAM ANGLE	IP GRADE	LIFE SPAN
3w	100x55mm	AC85-265V	>80	>0.9	270	3000/4000/6500	30°/45°/60°	IP64	40,000 hrs
5w	120x72mm	AC85-265V	>80	>0.9	450	3000/4000/6500	30°/45°/60°	IP64	40,000 hrs
7w	120x72mm	AC85-265V	>80	>0.9	630	3000/4000/6500	30°/45°/60°	IP64	40,000 hrs
9w	160x100mm	AC85-265V	>80	>0.9	810	3000/4000/6500	30°/45°/60°	IP64	40,000 hrs
12w	160x100mm	AC85-265V	>80	>0.9	1080	3000/4000/6500	30°/45°/60°	IP64	40,000 hrs
18w	180x115mm	AC85-265V	>80	>0.9	1620	3000/4000/6500	30°/45°/60°	IP64	40,000 hrs

Update your Track lighting system with our GlobeLED Track Light. The Track LED swivels and can be adjusted to point light just where you need it. Offer directional lighting to your home with this Track LED featuring energy efficient LEDs with a 3000K and 6500K color temperature.



LED LIGHT BULB

Globeled[®]
PHILIPPINES
Lighting for a brighter world



Energy Saver



Eco Friendly



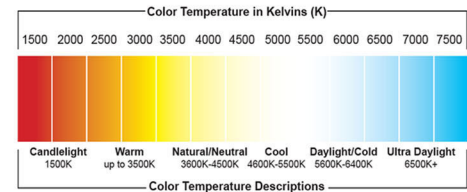
Best Quality



Cost Efficient



**SMD/COB
LED CHIP**



SPECIFICATIONS



WATTAGE	BASE	WORKING TEMPERATURE	BEAM ANGLE	LUMEN	VOLTAGE	LIFE HOUR	CCT
3w	E27	-20°C-45°C	120°	250lm	85-265V	40,000 hrs	3000K/6500K
5w	E27	-20°C-45°C	120°	500lm	85-265V	40,000 hrs	3000K/6500K
7w	E27	-20°C-45°C	120°	700lm	85-265V	40,000 hrs	3000K/6500K
10w	E27	-20°C-45°C	120°	1,000lm	85-265V	40,000 hrs	3000K/6500K
12w	E27	-20°C-45°C	120°	1,200lm	85-265V	40,000 hrs	3000K/6500K
15w	E27	-20°C-45°C	120°	1,500lm	85-265V	40,000 hrs	3000K/6500K
18w	E27	-20°C-45°C	120°	1,800lm	85-265V	40,000 hrs	3000K/6500K

Our large selection of innovative LED Bulb which are 90% more efficient than a typical CFL bulb. This LEDs are the most energy efficient technology available today. LED have been hailed as the future of lighting. It uses very little energy, claim to last a very long time. They are instantly bright when switched on.

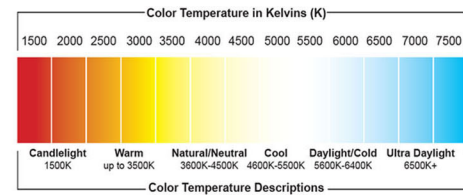


T5 TUBE LIGHT

Globeled[®]
PHILIPPINES
Lighting for a brighter world



**SMD/COB
LED CHIP**




SPECIFICATIONS



WATTAGE	EQUIVALENT TO FLUORESCENT	SIZE	CCT	LUMEN	VOLTAGE	BEAM ANGLE
9w	20w	0.6m	3000/6500K	900lm	85-277VAC	120°
16w	40w	1.2m	3000/6500K	1600lm	85-277VAC	120°
18w	45w	1.2m	3000/6500K	1900lm	85-277VAC	120°
20w	50w	1.2m	3000/6500K	2100lm	85-277VAC	120°

T5 Tube Light – Our quality products are manufactured to a high standard in a variety of finishes to suit all decors and tastes. Over the years, most homes and business have relied on the functionality and cost efficiency of led downlights. GlobeLED have always provided consumers with high quality and innovative products that is well suited for every modern Filipino homes.



T8 TUBE LIGHT

Globeled[®]
PHILIPPINES
Lighting for a brighter world



Energy Saver



Eco Friendly



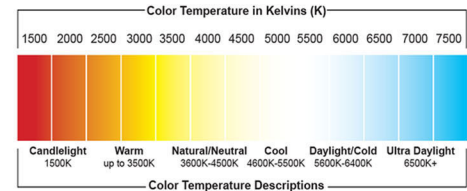
Best Quality



Cost Efficient



**SMD
LED CHIP**



SPECIFICATIONS



WATTAGE	EQUIVALENT TO FLUORESCENT	SIZE	CCT	LUMEN	VOLTAGE	BEAM ANGLE
9w	20w	0.6m	3000/6500K	900lm	85-277VAC	120°
16w	40w	1.2m	3000/6500K	1600lm	85-277VAC	120°
18w	45w	1.2m	3000/6500K	1900lm	85-277VAC	120°
20w	50w	1.2m	3000/6500K	2100lm	85-277VAC	120°

With advancements in the innovation of T8 LED Tube Light, our customers can rest assured that their LED Tube lights will save them money and run more efficiently than the standard T8 LED Tube Light they are currently using. GlobeLED has the best prices on T8 LED Tubelights online. Upgrade to T8 LED Tube Light today.



TRI-PROOF LED TUBE LIGHT

Globeled
PHILIPPINES
Lighting for a brighter world



Energy Saver



Eco Friendly



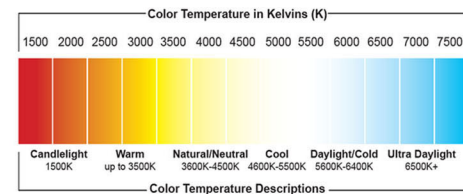
Best Quality



Cost Efficient



**SMD
LED CHIP**



SPECIFICATIONS



POWER	CCT	LUMENS	VOLTAGE	BEAM ANGLE	PF	CRI	IP GRADE	SIZE
20w	3000K/4000K/6500K	2400lm	100-277VAC	120°	>0.9	>90	IP65	600mm
40w	3000K/4000K/6500K	4800lm	100-277VAC	120°	>0.9	>90	IP65	1200mm
50w	3000K/4000K/6500K	6000lm	100-277VAC	120°	>0.9	>90	IP65	1500mm
60w	3000K/4000K/6500K	7200lm	100-277VAC	120°	>0.9	>90	IP65	1200mm
80W	3000K/4000K/6500K	9600lm	100-277VAC	120°	>0.9	>90	IP65	1500mm

With advancements in the innovation of LED Tube Light, our customers can rest assured that their Tri-proof LED Tube lights will save them money and run more efficiently than the standard LED Tube Light they are currently using. GlobeLED has the best prices on Tri-proof LED Tubelights online.



HIGH POWERED LED CORN BULB

Globeled
PHILIPPINES
Lighting for a brighter world



Energy Saver



Eco Friendly



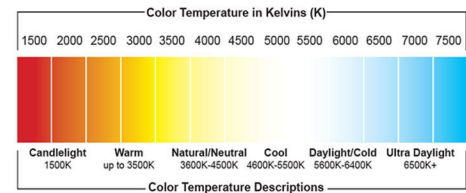
Best Quality



Cost Efficient



SMD/COB
LED CHIP




SPECIFICATIONS




WATTAGE	BASE	CCT	LUMEN	VOLTAGE	CRI	BEAM ANGLE	LIFE SPAN
27W	E27	3000K/4000K/6500K	110lm/w	AC220-240V	>80	360°	40,000
36W	E27	3000K/4000K/6500K	110lm/w	AC85-265V	>80	360°	40,000
45W	E27	3000K/4000K/6500K	110lm/w	AC85-265V	>80	360°	40,000
54W	E27	3000K/4000K/6500K	110lm/w	AC85-265V	>80	360°	40,000
80W	E27	3000K/4000K/6500K	110lm/w	AC85-265V	>80	360°	40,000
100W	E27	3000K/4000K/6500K	110lm/w	AC85-265V	>80	360°	40,000
120W	E27	3000K/4000K/6500K	110lm/w	AC85-265V	>80	360°	40,000
150W	E27	3000K/4000K/6500K	110lm/w	AC85-265V	>80	360°	40,000

Our large selection of innovative LED Bulb which are 90% more efficient than a typical CFL bulb. This LEDs are the most energy efficient technology available today. LED have been hailed as the future of lighting. It uses very little energy, claim to last a very long time. They are instantly bright when switched on.

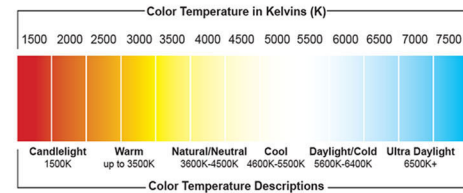


LED CORN BULB

Globeled
PHILIPPINES
Lighting for a brighter world



**SMD/COB
LED CHIP**




SPECIFICATIONS



WATTAGE	BASE	CCT	LUMEN	VOLTAGE	DIAMETER	BEAM ANGLE	LIFE SPAN
5w	E27	6500/3000K	475lm	AC220-240V	35x65mm	360°	40,000
10w	E27	6500/3000K	950lm	AC85-265V	36x110mm	360°	40,000
15w	E27	6500/3000K	1425lm	AC85-265V	50x120mm	360°	40,000
20w	E27	6500/3000K	1710lm	AC85-265V	60x144mm	360°	40,000
25w	E27	6500/3000K	2375lm	AC85-265V	70x146mm	360°	40,000
30w	E27	6500/3000K	2850lm	AC85-265V	64x210mm	360°	40,000
40w	E27	6500/3000K	3800lm	AC85-265V	74x210mm	360°	40,000
45w	E27	6500/3000K	4275lm	AC85-265V	86x216mm	360°	40,000
60w	E27	6500/3000K	5700lm	AC85-265V	108x245mm	360°	40,000

Our large selection of innovative LED Bulb which are 90% more efficient than a typical CFL bulb. This LEDs are the most energy efficient technology available today. LED have been hailed as the future of lighting. It uses very little energy, claim to last a very long time. They are instantly bright when switched on.



WALL WASHER

SINGLE COLOR/RGB - IR REMOTE

Globeled
PHILIPPINES
Lighting for a brighter world



Energy Saver



Eco Friendly



Best Quality



Cost Efficient



LIFE SPAN

40,000 HOURS



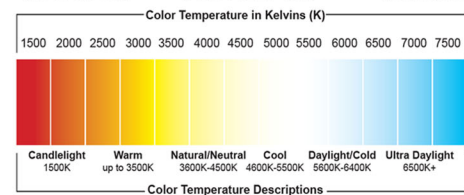
LED SOURCE

TAIWAN LED SMD



MATERIAL

ALUMINUM




SPECIFICATIONS



POWER	COLOR	LED TYPE	LUMENS	VOLTAGE	CRI	BEAM ANGLE	IP GRADE	SIZE
12W	WW/CW/DL/R/G/B	SMD/COB	90lm/w	AC220V DC12V/24V	>90	30° 60° 120°	IP65	46*46*500mm
18W	WW/CW/DL/R/G/B	SMD/COB	90lm/w	AC220V DC12V/24V	>90	30° 60° 120°	IP65	46*46*1000mm
24W	WW/CW/DL/R/G/B	SMD/COB	90lm/w	AC220V DC12V/24V	>90	30° 60° 120°	IP65	46*46*1000mm
36W	WW/CW/DL/R/G/B	SMD/COB	90lm/w	AC220V DC12V/24V	>90	30° 60° 120°	IP65	62*62*1000mm

RGB with IR Remote

LED Strip Light is an ideal lighting solution for building outlines, coves illumination, under cabinet illumination, backlighting, behind the headboards, and guidance lighting. These lights are sturdy, functional, smooth finish, beautiful design, Do-It-Yourself Installation and give cost-effective operation. Flexible LED Strip light is designed for interior and exterior applications. Its small size, cool light output, and



GlobeLED Philippines reserves the right to make changes in specifications of any product at any time without prior notice and will not be liable for any consequences resulting from the use of this publication. Reproduction in whole or in part is prohibited without the prior written consent of the copyright owner.
Tel: 8800-8181 | info@globeled.com.ph | www.globeled.com.ph | facebook.com/globeledph | Globe Asiatique Tower I, BONI-EDSA Mandaluyong City MM
© 2023 GlobeLED Lightings Philippines Inc. All rights reserved.

WALL WASHER

DMX - CHANGING COLOR RGB

Globeled
PHILIPPINES
Lighting for a brighter world



Energy Saver



Eco Friendly



Best Quality



Cost Efficient



LIFE SPAN

40,000 HOURS



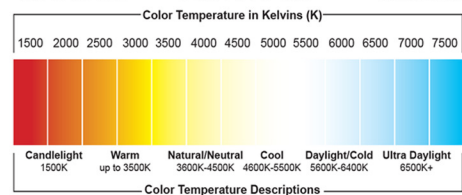
LED SOURCE

TAIWAN LED SMD



MATERIAL

ALUMINUM



SPECIFICATIONS



POWER



COLOR



LED TYPE



CONTROL



VOLTAGE



CRI





BEAM ANGLE



IP GRADE

POWER	COLOR	LED TYPE	CONTROL	VOLTAGE	CRI	BEAM ANGLE	IP GRADE
22W	MULTI-COLOR RGB	SMD/COB	DMX 512	AC220V DC12V/24V	>90	30° 60° 120°	IP67
24W	MULTI-COLOR RGB	SMD/COB	DMX 512	AC220V DC12V/24V	>90	30° 60° 120°	IP67
36W	MULTI-COLOR RGB	SMD/COB	DMX 512	AC220V DC12V/24V	>90	30° 60° 120°	IP67
44W	MULTI-COLOR RGB	SMD/COB	DMX 512	AC220V DC12V/24V	>90	30° 60° 120°	IP67

RGB wall washers can produce a vast spectrum of colors by adjusting the intensity of the red, green, and blue LEDs. By varying the intensity of each color, they can create millions of different hues. Wall washers can be controlled via DMX (Digital Multiplex), which is a common lighting control protocol. This allows for precise control over the color, intensity, and effects of the light. It is widely used in architectural lighting to highlight the features of buildings, bridges, monuments, and other structures. It is also used in outdoor landscapes, gardens, and parks to create dramatic lighting effects on trees, sculptures, and other landscape elements. RGB wall washers are versatile lighting fixtures that offer creative possibilities for designers and lighting professionals, allowing them to transform spaces with vibrant and dynamic lighting displays.



GARDEN LIGHT

SINGLE COLOR UPLIGHT

Globeled
PHILIPPINES
Lighting for a brighter world



Energy Saver



Eco Friendly



Best Quality



Cost Efficient



LIFE SPAN

40,000 HOURS



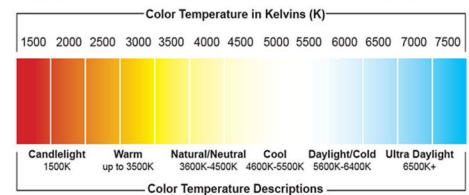
LED SOURCE

TAIWAN LED SMD



MATERIAL

ALUMINUM



SPECIFICATIONS



POWER



COLOR



LED TYPE



LUMENS



VOLTAGE



CRI





BEAM ANGLE



IP GRADE

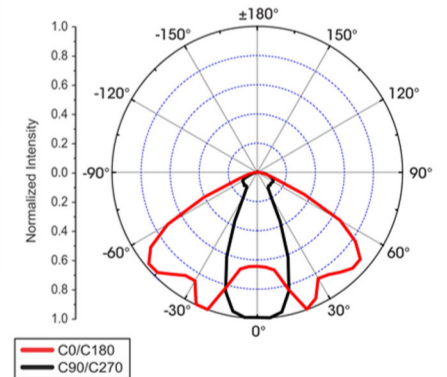
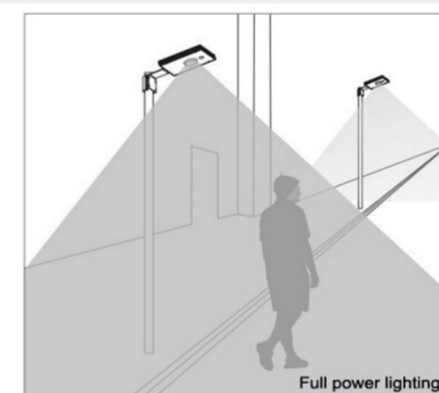
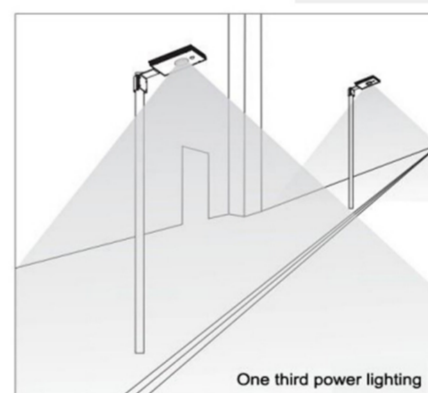
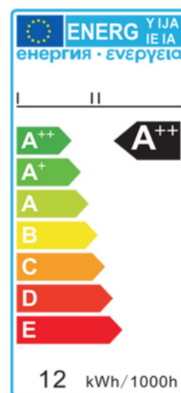
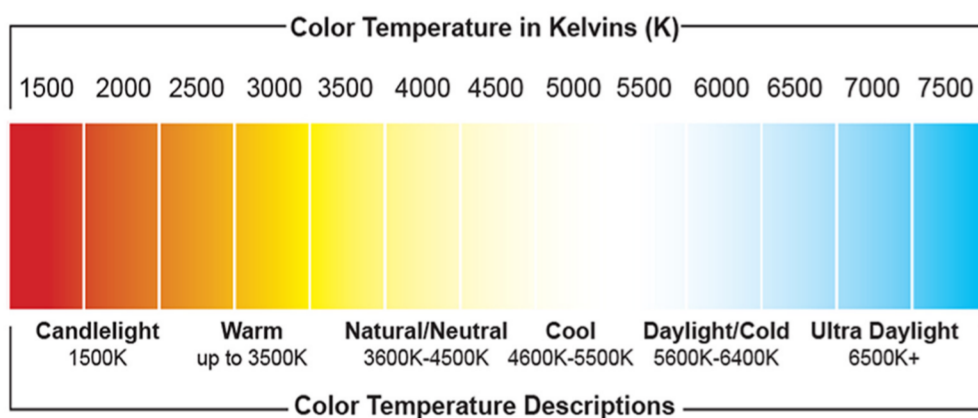
10W	WW/CW/DL	SMD/COB	110lm/w	AC 220-240V	>70	30° 60° 90° 120°	IP65
18W	WW/CW/DL	SMD/COB	110lm/w	AC 220-240V	>70	30° 60° 90° 120°	IP65
24W	WW/CW/DL	SMD/COB	110lm/w	AC 220-240V	>70	30° 60° 90° 120°	IP65
36W	WW/CW/DL	SMD/COB	100lm/w	AC 220-240V	>70	30° 60° 90° 120°	IP65

Throw colors onto your plants, highlight the steps on your decking and bring life to paths around your home. These lights are sturdy, functional, smooth finish, beautiful design, Do-It-Yourself Installation and give cost-effective operation. Imagine, you flee from work tired, grumpy and hungry. Then, you hit home and you're welcomed by a beautifully lit garden of fragrant foliage and sparkling lights.





Model: GL-ISSL-B
 Lamp Power: 12W-150W
 LED Chip: Philips / Osram 3030 / Epistar
 Lumen: 100lm/w
 Lifetime: 50,000hrs
 Light Color: Daylight/Cool White/Warm White
 Color Temp: 6500K / 4000K / 3000K
 Solar Panel: Poly/Mono Crystalline Solar Panel
 Solar Panel Life Span: 20 Yrs
 Battery: Lithium Ion Battery
 IP Rating: IP65
 CRI: Ra>80
 Photo Cell: Auto On/Off - Night/Day
 Work Time per day: 8-12hrs
 Full Power: 15 hrs
 Beam Angle: 120°
 Material: Aluminum Die cast
 Work Temp :
 Charging: 0°C ~ +60°C
 Discharging : -20°C ~ +60°C
 Storage: 0°C ~ +45°C



Lighting Application



Solar Street Light SPLIT TYPE SERIES

Globeled[®]
PHILIPPINES
Lighting for a brighter world



TECHNICAL SPECIFICATION

Product	120W Solar LED Street Light Dual AC/DC
LED Chip	Philips 3030 LED
Lamp Power	120w
Lumen	13,000lm
Life Span	50,000hrs
Beam Angle	120°
Light Color	Daylight/Cool White/Warm White
Color Temperature	3000K/4000K/6500K
Input Voltage	Dual ACDC - AC85-265V/DC12V
Frequency Range	50Hz-60Hz
Solar Panel Type	Polycrystalline Silicon
Solar Panel Power	260w (18VDC)
Solar Panel Life Span	25-30 Yrs
Lithium Battery	160AH
Work Temperature	-30~+50°C
IP Rating	IP65
Power Factor	0.93
CRI	Ra>80
Photo Cell	Auto On/Off - Night/Day
Work Time per day	8-12hrs
Full Power	15 hrs
Saving Mode	3-5 Rainy Days
Materials	Aluminum Diecast
Power Control Mode	First 3 Hours 80%, 4-6 Hrs - 50%, 6-11hrs 20%
Certification	CE/FCC/ROHS

LED LIGHTING APPLICATION



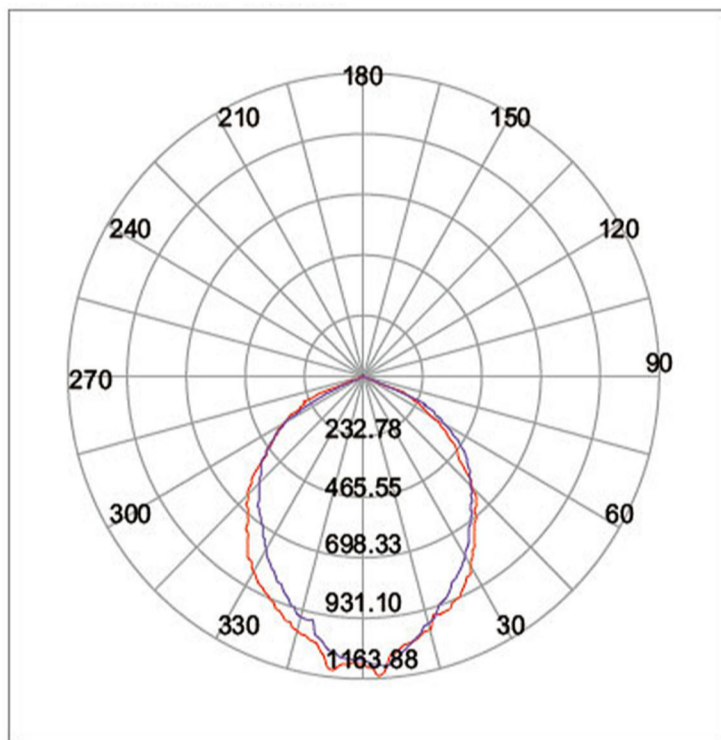
SOLAR LIGHT SERIES

SOLAR FLOOD LIGHT

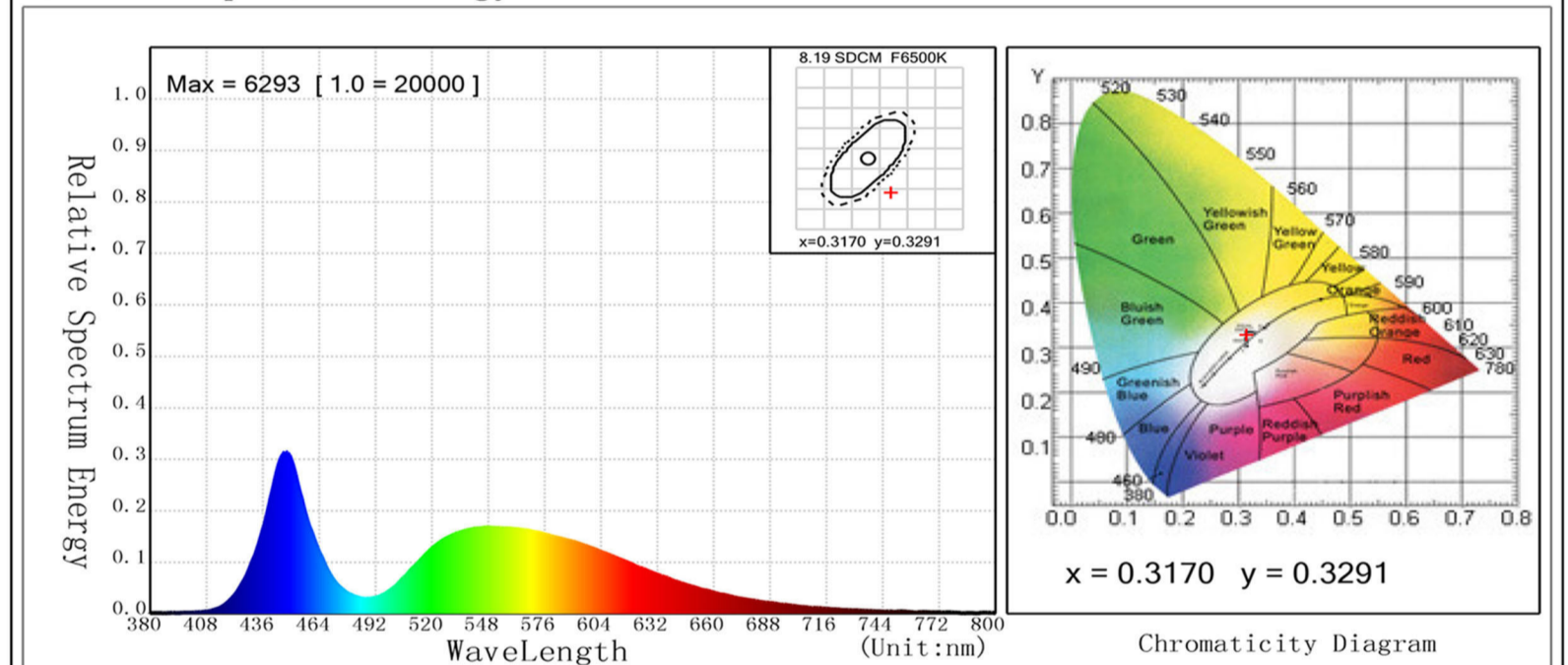


Power: 25W, 40W, 60W, 100W, 150W, 200W
 Battery: Lithium Battery
 LED Chip: Taiwan Epistar
 Beam Angle: 120°/140°
 Work Time per day: 8-12hrs
 Material: Aluminum Alloy
 Frequency Range: 50Hz-60Hz
 Input Voltage: DC12V
 Color Temp: 2700K-6500K
 Work Temp : -30~+50°C
 IP Rating: IP65
 Lifetime: 40,000hrs
 PF: 0.93
 CRI: Ra>80
 Photo Cell: Auto On/Off - Night/Day
 Power Control Mode
 Certification: CE/FCC/ROHS

PHOTOMETRIC LIGHTING DISTRIBUTION



Relative Spectral Energy Distribution:



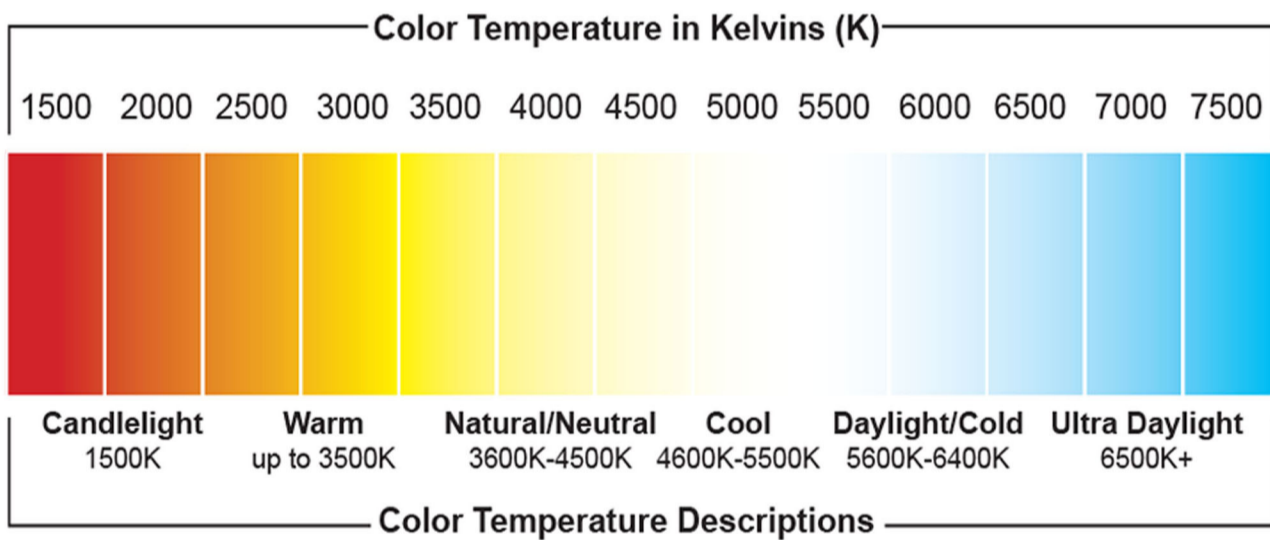
LIGHTING APPLICATION





TECHNICAL SPECIFICATION

Solar Panel: Poly 5V / 15W-20W-30W
 Lamp Power: 15W / 20W / 30W
 LED: SMD 5730
 Lumens: 100lm
 IP Grade: IP65
 Battery: Life PO4 3.2V/12000 mAh /18000 mAh
 Charging Time: 5 hrs
 Working Time: 12hrs
 Lighting Area: 80m³/100m³
 Auto On/Off




RoHS
Hg 0% Mercury Free

FC
CE

LED Energy Efficiency Scale: A++, A+, A, B, C, D, E

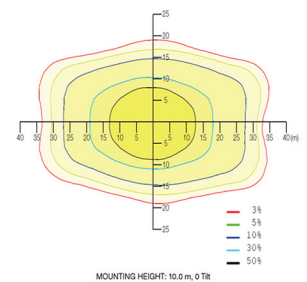
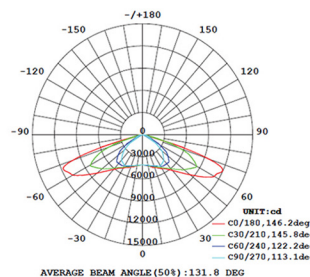
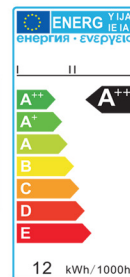
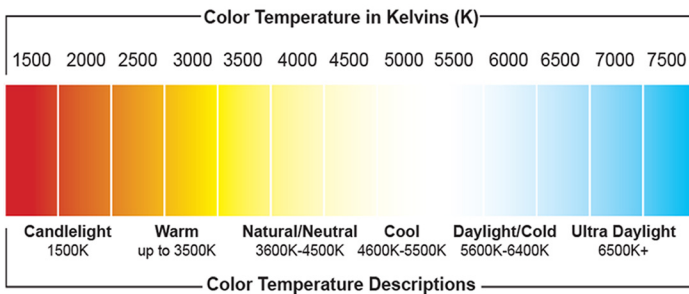
LED LIGHTING APPLICATION





SPECIFICATIONS



- Solar Panel: Poly(5V/25W)
- Lamp Power: 100W
- LED: SMD5730 150PCS
- Lumen: 1100LM
- Waterproof: IP65
- Battery: 3.2V/16500mAh
- Charging Time: 5H
- Working Time: ≥12H
- Lamp Size: 495x215x70mm
- Lighting Area: 80m²
- Solar Panel Size: 340x385x17mm



Lighting Application



NEONLED®



Globeled[®]

PHILIPPINES

Lighting for a brighter world



GLOBELED PHILIPPINES

GLOBE ASIATIQUE TOWER I, #83 BONI-EDSA

MANDALUYONG CITY METRO MANILA PHILIPPINES 1554

TEL: 8800-8181 Sun: 0925.561.1460 | Globe: 0997.427.7540

Email: sales@globeled.com.ph | info@globeled.com.ph

Website: www.globeled.com.ph | FB: facebook.com/globeledph

GlobeLED Philippines reserves the right to make changes in specifications of any product at any time without prior notice and will not be liable for any consequences resulting from the use of this publication. Reproduction in whole or in part is prohibited without the prior written consent of the copyright owner.

© 2023 GlobeLED Lightings Philippines Inc. All rights reserved.